

**Big Picture of the Bible—Old Testament**  
**Module 5: Living in the Promised Land**  
**Table of Contents**

<b>Lesson</b>	<b>Pages</b>
<b>Summary</b>	<b>2 – 6</b>
<b>Section 1: Possessing the Land</b>	<b>7 – 19</b>
<b>Section 2: Allocating the Land</b>	<b>20 – 30</b>
<b>Section 3: Judges—Part 1</b>	<b>31 – 40</b>
<b>Section 4: Judges—Part 2</b>	<b>41 – 50</b>
<b>Section 5: Israel’s Moral Failures</b>	<b>51 – 59</b>
<b>Chapter Research Assignments</b>	<b>60</b>
<b>Chapter Review</b>	<b>61</b>

**Important Note to Parents or Teachers:** The words “circumcise,” “concubine,” “sex,” and “rape” are used in this module to describe the following biblical events: 1.) In Section 1, Joshua “circumcised” all the men when the Israelites reached the west bank of the Jordan River; and 2.) In Section 5, the story of the Levite in Judges 19 includes the words “concubine,” “sex,” and “rape.” Determine the need to explain these words to students before each of these sections and discuss the subject matter with them as appropriate.

**Big Picture of the Bible—Old Testament**  
**Module 5: Living in the Promised Land**  
**Summary**

**Lesson Objectives:** To understand the major events that occurred in the books of Joshua and Judges.

**Prayer:** Prayerfully read the opening prayer on page 129 in your study guide.

**Vocabulary Words:** The words listed below are sequenced in the order in which they appear in your *Big Picture of the Bible* study guide. Highlight or underline each of these words (or a form of the word) in your study guide. Write a short definition for each word. Use the glossary in the back of your study guide or your dictionary as needed. If the word has several different meanings, choose the one that best defines how the word is used in your study guide.

Vacillate

Abandon

Oppress

Empower

**Reading Assignment:** Read page 130 in your study guide.

**Big Picture of the Bible—Old Testament**  
**Module 5: Living in the Promised Land**  
**Summary**

**Review Questions:** Read each question and then choose the “best” answer (a, b, c, or d) based on the assigned reading from your *Big Picture of the Bible—Old Testament* study guide.

- 1) How many years of Israel’s history are covered in the book of Joshua?
  - a) 30 years
  - b) 40 years
  - c) 330 years
  - d) 400 years
  
- 2) How many years of Israel’s history are covered in the book of Judges?
  - a) 30 years
  - b) 40 years
  - c) 330 years
  - d) 400 years
  
- 3) Which of the following describes what the book of Joshua is about?
  - a) Joshua’s moral failures after Moses’ death.
  - b) Israel’s journey through the desert to Canaan.
  - c) The battles Israel fought for possession of Canaan.
  - d) Israel’s repeated moral failures after Joshua’s death.
  
- 4) Which of the following describes what the book of Judges is about?
  - a) Joshua’s moral failures after Moses’ death.
  - b) Israel’s journey through the desert to Canaan.
  - c) The battles Israel fought for possession of Canaan.
  - d) Israel’s repeated moral failures after Joshua’s death.
  
- 5) When Moses died, Joshua succeeded him as leader of Israel. What was Joshua’s previous assignment?
  - a) Joshua was Aaron’s assistant and a priest.
  - b) Joshua was Moses’ assistant and a military leader.
  - c) Joshua was Israel’s navigator.
  - d) Joshua was a judge of Israel.

**Big Picture of the Bible—Old Testament**  
**Module 5: Living in the Promised Land**  
**Summary**

- 6) Joshua was a member of which of Israel's twelve tribes?
  - a) Levi
  - b) Judah
  - c) Ephraim
  - d) Benjamin
  
- 7) How many years did Joshua lead the Israelites in battles against the Canaanites?
  - a) 7 years
  - b) 30 years
  - c) 40 years
  - d) 330 years
  
- 8) What was the purpose of the battles the Israelites fought against the Canaanites?
  - a) They were fighting to be freed from slavery.
  - b) They were fighting for the right to worship God.
  - c) They were fighting to force the Canaanites to give up idolatry and worship God.
  - d) They were fighting for possession of the land of Canaan.
  
- 9) Based on Scripture and your assigned reading, which of the following is not true?
  - a) The Israelites did not totally drive the Canaanites out of Canaan, the promised land.
  - b) The Israelites influenced the Canaanites and they gave up the practice of idolatry.
  - c) The Israelites never completed their mission.
  - d) The Canaanites influenced Israel and led them into idolatry.
  
- 10) Which of the following was not part of the repeated cycle that happened over and over again during the period of the Judges?
  - a) The Israelites vacillated between serving God and abandoning God to worship idols.
  - b) Israel's enemies oppressed them and they would cry out to God for help.
  - c) God would divinely empower a judge (a leader) to help Israel overcome their enemies.
  - d) Israel eventually learned their lesson and never fell back into idolatry again.





**Big Picture of the Bible –Old Testament**  
**Module 5: Living in the Promised Land**  
**Section 1: Possessing the Land**

**Lesson Objectives:** To be able to understand the following:

- Joshua experienced success when he consulted God and obeyed
- Joshua experienced problems when he failed to seek God’s guidance
- Success comes to those who seek God’s guidance and obey God’s Word

**Memory Verse:** *“Do not let this Book of the Law depart from your mouth; meditate on it day and night, so that you may be careful to do everything written in it. Then you will be prosperous and successful.”* (Joshua 1:8 NIV)

**Special Note:** “The Book of the Law” in your memory verse is referring to God’s Word, The Bible.

**Prayer:** Prayerfully read the opening prayer on page 129 in your study guide.

**Vocabulary Words:** The words listed below are sequenced in the order in which they appear in your *Big Picture of the Bible* study guide. Highlight or underline each of these words (or a form of the word) in your study guide. Write a short definition for each word. Use the glossary in the back of your study guide or your dictionary as needed. If the word has several different meanings, choose the one that best defines how the word is used in your study guide.

Scarlet	Validate	Circumcise	Definitive
Consecutive	Collapse	Defeat	Retreat
Panic-stricken	Consecrate	Violate	Consequence
Ambush	Strategy	Campaign	Rally

**Reading Assignment:** Read pages 133 through 136 in your study guide.

**Recommended Bible Reading:** Turn to page 137 of your study guide and find the recommended Bible reading. Read these scriptures in your Bible.

**Big Picture of the Bible –Old Testament**  
**Module 5: Living in the Promised Land**  
**Section 1: Possessing the Land**

**Review Questions:** Read each question and then choose the “best” answer (a, b, c, or d) based on the assigned reading from your *Big Picture of the Bible—Old Testament* study guide.

- 1) Joshua’s name is Hebrew for “The Lord is Salvation.” What Aramaic name is the same as Joshua’s Hebrew name?
  - a) Christ
  - b) Lord
  - c) Savior
  - d) Jesus
  
- 2) According to Scripture, what did Joshua need to do to be successful in battle?
  - a) Teach the Israelites how to fight.
  - b) Obey the Book of the Law (the Bible).
  - c) Develop his negotiation skills.
  - d) Obey Moses’ military handbook.
  
- 3) How many spies did Joshua send to explore the city of Jericho?
  - a) 2
  - b) 7
  - c) 10
  - d) 12
  
- 4) How did Rahab help the spies while they were in Jericho?
  - a) Rahab gave the spies a map of the city.
  - b) Rahab showed the spies the weakest part of the city’s walls.
  - c) Rahab helped the spies escape from the king.
  - d) Rahab told the king that the spies were her relatives.
  
- 5) What did the spies tell Rahab to do so that the Israelites would know that she and her family should not be killed when they attacked the city?
  - a) They told Rahab to hang a white flag from her window.
  - b) They told Rahab to hang a scarlet cord from her window.
  - c) They told Rahab to kill a lamb and smear the blood across her doorpost.
  - d) They told Rahab to gather her family and hide in the Temple.



**Big Picture of the Bible –Old Testament**  
**Module 5: Living in the Promised Land**  
**Section 1: Possessing the Land**

- 6) What did the priests carry with them as they stepped into the Jordan River?
  - a) The Tabernacle
  - b) Trumpets
  - c) The Ark of the Covenant
  - d) The staff of God
  
- 7) How did the Israelites get across the Jordan River?
  - a) The priests blew their trumpets and the waters miraculously parted so that the people could walk across on dry land.
  - b) Joshua raised the staff of God towards heaven and the waters miraculously parted so that the people could walk across on dry land.
  - c) The waters were suddenly blocked upstream and a dry path was created for the Israelites to walk across.
  - d) The priests carried the Ark of the Covenant into the river and the waters suddenly calmed so that the people were able to swim across the river.
  
- 8) Joshua instructed one person from each of the twelve tribes to pick up a stone from the river. What did they do with the stones?
  - a) They used them to mark the trail from the river to their campsite.
  - b) They used them as weapons.
  - c) They used them to stone Achan and his family.
  - d) They used them to build a memorial as a reminder of God's miracle.
  
- 9) What did Joshua do when the Israelites reached the west bank of the river as a reminder of God's covenant with Abraham?
  - a) Joshua circumcised the men.
  - b) Joshua held a memorial ceremony at Abraham's gravesite.
  - c) Joshua gathered the Israelites and delivered a speech about Abraham's life story.
  - d) Joshua built an altar.
  
- 10) Which of God's provisions suddenly ceased as soon as the Israelites entered Canaan?
  - a) God stopped providing His guidance.
  - b) God stopped providing His protection.
  - c) God stopped providing manna.
  - d) God stopped providing miracles.

**Big Picture of the Bible –Old Testament**  
**Module 5: Living in the Promised Land**  
**Section 1: Possessing the Land**

- 11) What holiday did the Israelites celebrate shortly after crossing the river into Canaan?
- a) The Sabbath
  - b) The Passover
  - c) The Year of Jubilee
  - d) The Day of Atonement
- 12) Once each day for six consecutive days, the Israelites marched around Jericho in silence as the priests blew their trumpets. On the seventh day, how many times did the Israelites march around the city?
- a) 6
  - b) 7
  - c) 49
  - d) 70
- 13) What were the Israelites doing when the walls of Jericho collapsed?
- a) The priests were blowing their trumpets as the people threw stones.
  - b) The priests were blowing their trumpets as the people sang.
  - c) The priests were blowing their trumpets as the people shouted.
  - d) Everyone was blowing trumpets.
- 14) One of the people in this lesson was an ancestor of King David and Jesus Christ. Who was it?
- a) Joshua
  - b) Achan
  - c) Rahab
  - d) One of the priests
- 15) Who disobeyed and kept some of the sacred items that were supposed to be set aside for God?
- a) Joshua
  - b) Achan
  - c) Rahab
  - d) The High Priest

**Big Picture of the Bible –Old Testament  
Module 5: Living in the Promised Land  
Section 1: Possessing the Land**

- 16) The Israelite's suffered a great defeat in their first battle against the people of Ai. Who did Joshua consult in preparation for this battle?
- a) God
  - b) The priests
  - c) His spies
  - d) The leaders of the twelve tribes
- 17) The Israelites were victorious in their second battle against the people of Ai. Who did Joshua consult in preparation for his second battle?
- a) God
  - b) The priests
  - c) His spies
  - d) The leaders of the twelve tribes
- 18) How did the Gibeonites deceive Joshua into signing a peace agreement with them?
- a) They told Joshua that they served the same God as the Israelites.
  - b) They told Joshua that they wanted to chop wood and carry water for the Israelites.
  - c) They told Joshua that they were distant relatives of the Israelites.
  - d) They told Joshua that they were foreigners from a distant land.
- 19) What miracle occurred while the Israelites were fighting a battle against the kings in the southern region of Canaan?
- a) The city walls miraculously collapsed.
  - b) Daylight was extended well past normal daylight hours.
  - c) The river was blocked upstream so that a dry path was created for the Israelites.
  - d) The Commander of the Lord's Army suddenly appeared.
- 20) How many kings did the Israelites defeat in total as a result of the battles they fought on both sides of the Jordan River?
- a) 2
  - b) 31
  - c) 33
  - d) 36


**Big Picture of the Bible –Old Testament  
Module 5: Living in the Promised Land  
Section 1: Possessing the Land**

**Inductive Study:** Use the table on page 131 of *Big Picture of the Bible—Old Testament* and your assigned reading to complete the table below. Fill in the answer to each question in the space provided below.

Section 1: Possessing the Land	Who, Where, When, What, Why, and How
Who were the people you read about in this section?	
Where were the people in this section living?	
When did the events in this section take place? (See the Approx. Timeline on page 131.)	
What specific events took place in this section? (List a few major events that happened in this section.)	
Why are these events in the Bible? In your opinion, why did God want you to know about these events?	
How would you describe God’s character in this section? What was God doing?	

**Big Picture of the Bible –Old Testament**  
**Module 5: Living in the Promised Land**  
**Section 1: Possessing the Land**

**Crossword Puzzle:** Use the vocabulary words for this lesson to fill in the answers to the crossword puzzle.



**Big Picture of the Bible –Old Testament  
Module 5: Living in the Promised Land  
Section 1: Possessing the Land**

**Vocabulary Crossword Puzzle Clues:**

**Across**

5. One after the other without gaps
6. That which follows and is caused by a previous action
7. As a noun it is a lost struggle; as a verb it means to win
10. The act of hiding and waiting for a surprise attack
12. To break the law or disregard rules
13. To pull back or move away from the enemy
14. To confirm or give supporting evidence

**Down**

1. To fall together suddenly and completely
2. To remove the male's genital foreskin
3. A conclusive, final, or undeniable solution
4. An elaborate and well-thought plan of action
5. To dedicate, devote, or set apart for a high purpose
6. A series of related actions aimed at achieving a goal
8. Thrown into a state of intense fear
9. To come together in a united effort
11. Bright red color resembling the color of blood

**Big Picture of the Bible –Old Testament**  
**Module 5: Living in the Promised Land**  
**Section 1: Possessing the Land**

**Creative Assignment:** God performed several miracles for the Israelites under Joshua’s leadership. Read the scriptures in each of the boxes and then draw a picture of each miraculous scene.

**The Jordan River Miracle:** “So the people left their camp to cross the Jordan, and the priests who were carrying the Ark of the Covenant went ahead of them. It was the harvest season, and the Jordan was overflowing its banks. But as soon as the feet of the priests who were carrying the Ark touched the water at the river’s edge, the water above that point began backing up a great distance away . . . And the water below that point flowed on to the Dead Sea until the riverbed was dry. Then all the people crossed over near the town of Jericho (Joshua 3:13 – 16 NLT).



**Big Picture of the Bible –Old Testament**  
**Module 5: Living in the Promised Land**  
**Section 1: Possessing the Land**

**The Fall of Jericho:** On the seventh day the Israelites got up at dawn and marched around the town as they had done before. But this time they went around the town seven times. The seventh time around, as the priests sounded the long blast on their horns, Joshua commanded the people, ‘Shout! For the LORD has given you the town!’ . . . When the people heard the sound of the rams’ horns, they shouted as loud as they could. Suddenly, the walls of Jericho collapsed, and the Israelites charged straight into the town and captured it. (Joshua 6:15 – 16, 20 NLT).



**Big Picture of the Bible –Old Testament**  
**Module 5: Living in the Promised Land**  
**Section 1: Possessing the Land**

**The Day the Sun and Moon Stood Still:** “Joshua prayed to the LORD in front of all the people of Israel. He said, ‘Let the sun stand still over Gibeon, and the moon over the valley of Aijalon.’ So the sun stood still and the moon stayed in place until the nation of Israel had defeated its enemies. . . . The sun stayed in the middle of the sky, and it did not set as on a normal day. There has never been a day like this one before or since, when the LORD answered such a prayer” (Joshua 10:12 –14 NLT).

**Big Picture of the Bible –Old Testament**  
**Module 5: Living in the Promised Land**  
**Section 1: Possessing the Land**

**Writing Assignment 1:** Joshua lost his first battle against the town of Ai and won his second battle against Ai. Why did Joshua lose his first battle against the town of Ai?

---

---

---

---

---

---

How did Joshua win his second battle against the town of Ai?

---

---

---

---

---

---

What did Joshua do before his second battle that he did “not” do before his first battle that resulted in his success?

---

---

---

---

---

---



**Big Picture of the Bible—Old Testament**  
**Module 5: Living in the Promised Land**  
**Section 2: Allocating the Land**

**Lesson Objectives:** To understand the following:

- The Israelites inherited land in Canaan because of God’s promise to Abraham
- Joshua was a successful leader because he served the Lord God

**Memory Verse:** *“Know therefore that the LORD your God is God; he is the faithful God, keeping his covenant of love to a thousand generations of those who love him and keep his commands.”*  
(Deuteronomy 7:9 NIV)

**Prayer:** Prayerfully read the opening prayer on page 129 in your study guide.

**Vocabulary Words:** The words listed below are sequenced in the order in which they appear in your *Big Picture of the Bible* study guide. Highlight or underline each of these words (or a form of the word) in your study guide. Write a short definition for each word. Use the glossary in the back of your study guide or your dictionary as needed. If the word has several different meanings, choose the one that best defines how the word is used in your study guide.

Vigorous

Fortify

Refuge

Avenge

Accidental

Guarantee

Commend

Infuriate

Delegation

**Reading Assignment:** Read pages 139 through 141 in your study guide.

**Recommended Bible Reading:** Turn to page 141 of your study guide and find the recommended Bible reading. Read these scriptures in your Bible.

**Big Picture of the Bible—Old Testament**  
**Module 5: Living in the Promised Land**  
**Section 2: Allocating the Land**

**Review Questions:** Read each question and then choose the “best” answer (a, b, c, or d) based on the assigned reading from your *Big Picture of the Bible—Old Testament* study guide.

- 1) How many years did Joshua lead the Israelites in battles against their enemies?
  - a) 5
  - b) 7
  - c) 10
  - d) 30
  
- 2) Who told Joshua to allocate land to the tribes before all of Canaan had been conquered?
  - a) God
  - b) An angel
  - c) The leaders of each tribe
  - d) The priests
  
- 3) Which tribes received land east of the Jordan River before Moses died?
  - a) Reuben, Gad, and all of Manasseh’s tribe
  - b) Reuben, Levi, and all of Manasseh’s tribe
  - c) Reuben, Dan, and half of Manasseh’s tribe
  - d) Reuben, Gad and half of Manasseh’s tribe
  
- 4) Why didn’t the tribe of Levi receive an allocation of land?
  - a) The Levites chose to stay in the desert instead of crossing the Jordan River into Canaan.
  - b) The Levites chose to live east of the Jordan River with the two and a half tribes who received their inheritance before Moses died.
  - c) The Levites served in the Tabernacle and received sacrificial offerings as their inheritance.
  - d) The Levites were being punished because Aaron, who was a Levite, made a golden calf for the Israelites to worship.
  
- 5) What land did Moses promise to give to Caleb?
  - a) Jerusalem
  - b) Gibeon
  - c) Shiloh
  - d) Hebron

**Big Picture of the Bible—Old Testament**  
**Module 5: Living in the Promised Land**  
**Section 2: Allocating the Land**

- 6) What was the purpose of the cities of refuge?
- a) They were established to provide food and shelter to poor people.
  - b) They were established to provide safety for anyone accused of a murder until a trial could be held.
  - c) They were established to provide a place for people to stay as they traveled from one city to the next.
  - d) They were established to provide a place for people to stay in the case of flood or storm damage.
- 7) Why did the tribes who lived east of the Jordan River build an altar?
- a) They built it as a shrine for worshipping idol gods.
  - b) They built it to offer a sacrifice to God for blessing them to return to their families.
  - c) They built it as a memorial to Moses who led them out of Egypt and through the desert for forty years.
  - d) They built it to remind their children that they were related to the Israelite tribes who lived west of the Jordan River.
- 8) Which of the following was not part of Joshua's farewell address to the Israelites?
- a) Joshua encouraged the people to be faithful and obedient to God.
  - b) Joshua told the people to decide whether they were going to serve idols or the One True God.
  - c) Joshua told the people to teach the Canaanites about the One True God.
  - d) Joshua reminded the people that they were not to intermarry with the Canaanites.
- 9) How old was Joshua when he died?
- a) 40
  - b) 80
  - c) 110
  - d) 120
- 10) What did the Israelites carry with them through the desert and finally bury at Shechem?
- a) A pot of manna
  - b) The Ark of the Covenant
  - c) Moses' staff
  - d) Joseph's body

**Big Picture of the Bible—Old Testament**  
**Module 5: Living in the Promised Land**  
**Section 2: Allocating the Land**

**Inductive Study:** Use the table on page 131 of *Big Picture of the Bible—Old Testament* and your assigned reading to complete the table below. Fill in the answer to each question in the space provided below.

Section 2: Allocating the Land	Who, Where, When, What, Why, and How
Who were the people you read about in this section?	
Where was each of the people in this section living?	
When did the events in this section take place? (See the Approx. Timeline on page 131.)	
What specific events took place in this section? (List a few major events that happened in this section.)	
Why are these events in the Bible? In your opinion, why did God want you to know about these events?	
How would you describe God's character in this section? What was God doing?	





**Big Picture of the Bible—Old Testament**  
**Module 5: Living in the Promised Land**  
**Section 2: Allocating the Land**

**The Tribes' Land Inheritance:** Follow the instructions to fill in the blank spaces in table:

- 1.) Turn to the table on page 60 of your study guide and fill in the birth order of each of Jacob's twelve sons. Joseph's name appears in the table multiple times because both of his sons, Ephraim and Manasseh, received a land inheritance.
- 2.) Turn to the map on page 138 of your study guide. Use the map to fill in the location of each tribe's land inheritance as either a.) East of the Jordan River; b.) West of the Jordan River; or c.) No land inheritance. The tribes of Ephraim and Manasseh have been filled in for you.

Name of Tribe	Birth Order	Land Inheritance
Judah		
Naphtali		
Gad		
Joseph (Ephraim)	<b>11</b>	<b>West of the Jordan River</b>
Levi		
Zebulun		
Simeon		
Reuben		
Joseph (First ½ of Manasseh's Tribe)	<b>11</b>	<b>East of the Jordan River</b>
Asher		
Dan		
Joseph (Second ½ of Manasseh's Tribe)	<b>11</b>	<b>West of the Jordan River</b>
Benjamin		
Issachar		

**Big Picture of the Bible—Old Testament**  
**Module 5: Living in the Promised Land**  
**Section 2: Allocating the Land**

**Geography Assignment 1:** Turn to the map on page 131 of your study guide. Based on your lesson and the map in your study guide, use the following list of words to fill in the blanks below.

Gibeon	Shiloh	Jordan
Gilgal	Hebron	Jericho
	Ai	

- 1) When the priests stepped into the \_\_\_\_\_ River with the Ark of the Covenant, the waters suddenly blocked upstream and a dry path was created for the Israelites to walk across.
- 2) After crossing the river, Israel initially camped at \_\_\_\_\_, which was located on the west bank of the river.
- 3) When the Israelites shouted, the walls around the city of \_\_\_\_\_ collapsed.
- 4) Israel's second battle was for possession of the city of \_\_\_\_\_.
- 5) The people of \_\_\_\_\_ did not want to fight a battle against the Israelites. They deceived Israel by telling them they were not Canaanites, but travelers from a foreign land. Joshua made a peace agreement with these people.
- 6) Caleb reminded Joshua that Moses promised him the city of \_\_\_\_\_.
- 7) Joshua honored Moses' agreement with Caleb. The Israelites then gathered at \_\_\_\_\_ and set up the Tabernacle.

**Big Picture of the Bible—Old Testament**  
**Module 5: Living in the Promised Land**  
**Section 2: Allocating the Land**

**Geography Assignment 2:** Turn to the map on page 138 of your study guide.

- 1) Caleb was a member of the tribe of Judah. Circle “Judah” on the map and write the word “Caleb” next to your circle.
- 2) Joshua was a member of the tribe of Ephraim. Members of this tribe were descendants of Joseph’s younger son whose name was Ephraim. Circle “Ephraim” on the map and write the word “Joshua” next to your circle.
- 3) According to the Scripture below, the land of Zebulun and Naphtali was later called “Galilee.” In the New Testament, Jesus’ hometown of Nazareth was in Galilee. Circle Zebulun and Naphtali on the map and write the words, “Jesus’ Hometown,” next to your circle.

*“When Jesus heard that John had been arrested, he left Judea and returned to Galilee. He went first to Nazareth, then left there and moved to Capernaum, beside the Sea of Galilee, in the region of Zebulun and Naphtali”*

(Matthew 4:12 -13 NLT).



**Big Picture of the Bible—Old Testament**  
**Module 5: Living in the Promised Land**  
**Section 2: Allocating the Land**

**Writing Assignment 2:** Before Joshua died, he gave a farewell address to the Israelites. Read Joshua’s testimony (his farewell address) on page 141 of your study guide and answer the following questions:

1.) What did Joshua tell the Israelites to do?

---

---

---

---

---

---

---

---

---

---

2.) What did Joshua say he and his household were going to do?

---

---

---

---

---

---



**Big Picture of the Bible – Old Testament**  
**Module 5: Living in the Promised Land**  
**Section 3: The Judges—Part 1**

**Lesson Objectives:** To understand and be able to explain:

- Israel’s repeated mistake during the period of the Judges
- The consequences of Israel’s sin and idolatry
- The Hebrew Name of God (Jehovah-Shalom)

**Memory Verse:** *“Trouble chases sinners, while blessings reward the righteous.”* (Proverbs 13:21 NLT)

**Prayer:** Prayerfully read the opening prayer on page 129 in your study guide.

**Vocabulary Words:** The words listed below are sequenced in the order in which they appear in your *Big Picture of the Bible* study guide. Highlight or underline each of these words (or a form of the word) in your study guide. Write a short definition for each word. Use the glossary in the back of your study guide or your dictionary as needed. If the word has several different meanings, choose the one that best defines how the word is used in your study guide.

Allies	Challenge	Reciprocate	Influence
Abandon	Oppress	Servitude	Privately
Exceptional	Prophetess	Revelation	Ruthless
Marauders	Vandalize	Tranquility	Fleece
Assurance	Reduce	Zealous	Legacy

**Reading Assignment:** Read pages 142 – 145 in your study guide.

**Recommended Bible Reading:** Turn to page 145 of your study guide and find the recommended Bible reading. Read these scriptures in your Bible.

**Big Picture of the Bible – Old Testament**  
**Module 5: Living in the Promised Land**  
**Section 3: The Judges—Part 1**

**Review Questions:** Read each question and then choose the “best” answer (a, b, c, or d) based on the assigned reading from your *Big Picture of the Bible—Old Testament* study guide.

- 1) Who took over the leadership of Israel after Joshua’s death?
  - a) Caleb
  - b) Othniel
  - c) The priests
  - d) No One
  
- 2) What was Israel’s great failure in this lesson?
  - a) The Israelites failed to cross the Jordan River and enter into the promised land.
  - b) The Israelites failed to bury Joseph’s body in Canaan.
  - c) The Israelites failed to set up the Tabernacle after they entered the promised land.
  - d) The Israelites failed to drive all the Canaanites out of the land.
  
- 3) Which of the following statements is “not” true?
  - a) The Israelites worshipped idol gods.
  - b) The Israelites totally drove the Canaanites out of Canaan.
  - c) The Israelites allowed the Canaanites to influence their way of life.
  - d) The Israelites stopped serving the Lord God.
  
- 4) What was a “judge” during the period of the Judges?
  - a) A person who performed priestly duties in the Tabernacle.
  - b) A person who was a descendant of Aaron.
  - c) A person who was in charge of Israel’s courtroom.
  - d) A person God empowered to perform His special work.
  
- 5) Judges performed various roles or functions for the Israelites. Which of the following is “not” one of the roles that were performed by the judges of Israel?
  - a) Judges performed the role of a deliverer.
  - b) Judges settled disputes.
  - c) Judges were kings of Israel.
  - d) Judges were military leaders.



**Big Picture of the Bible – Old Testament**  
**Module 5: Living in the Promised Land**  
**Section 3: The Judges—Part 1**

- 6) What happened each time the Israelites abandoned God and started worshipping idol gods?
  - a) God would send an angel to let them know He was displeased.
  - b) The Canaanites would steal the Israelites' idols.
  - c) The Israelites' enemies would oppress them.
  - d) The Israelites and the Canaanites would worship together.
  
- 7) What did God do repeatedly when the Israelites cried out to Him for help?
  - a) God would wipe out Israel's enemies with a plague.
  - b) God would send an angel to kill Israel's enemies.
  - c) God would tell the Israelites to call on their idol gods for help.
  - d) God would empower a judge to rescue Israel from their enemies.
  
- 8) What did the Israelites do each time God delivered them from their enemies?
  - a) The Israelites taught their enemies about the One True God.
  - b) The Israelites would serve God for a while and then fall back into idolatry.
  - c) The Israelites would make a peace agreement with their enemies.
  - d) The Israelites would make their enemies pay taxes to Israel.
  
- 9) Who was the only woman judge of Israel?
  - a) Jael
  - b) Barak
  - c) Sisera
  - d) Deborah
  
- 10) Who told Gideon that God was going to empower him to rescue Israel?
  - a) The Commander of the Lord's army
  - b) The Holy Spirit
  - c) An Angel
  - d) The Midianites

**Big Picture of the Bible – Old Testament**  
**Module 5: Living in the Promised Land**  
**Section 3: The Judges—Part 1**

- 11) Gideon built an altar. What did he name the altar?
- a) Jehovah-Jireh, The Lord will Provide
  - b) Jehovah-Shalom, The Lord is Peace.
  - c) Jehovah-Rapha, The Lord Who Heals.
  - d) Jehovah-Nissi, The Lord is My Banner.
- 12) How many warriors initially joined Gideon's army?
- a) 32,300
  - b) 32,000
  - c) 3,000
  - d) 300
- 13) What did Gideon put on the ground each time he asked God for a sign?
- a) A ram's horn
  - b) Meat and bread
  - c) An idol
  - d) A fleece
- 14) God made Gideon reduce the size of his army. How many men marched into the enemies' camp with Gideon?
- a) 32,000
  - b) 10,000
  - c) 3,000
  - d) 300
- 15) What did Gideon and his men use to help them defeat their enemies?
- a) Trumpets and clay jars
  - b) A fleece
  - c) The Ark of the Covenant
  - d) Moses' Staff

**Big Picture of the Bible – Old Testament**  
**Module 5: Living in the Promised Land**  
**Section 3: The Judges—Part 1**

**Inductive Study:** Use the table on page 131 of *Big Picture of the Bible—Old Testament* and your assigned reading to complete the table below. Fill in the answer to each question in the space provided below.

Section 3: Judges (Part 1)	Who, Where, When, What, Why, and How
Who were the people you read about in this section?	
Where were the people in this section living?	
When did the events in this section take place? (See the Approx. Timeline on page 131.)	
What specific events took place in this section? (List a few major events that happened in this section.)	
Why are these events in the Bible? In your opinion, why did God want you to know about these events?	
How would you describe God’s character in this section? What was God doing?	

**Big Picture of the Bible – Old Testament**  
**Module 5: Living in the Promised Land**  
**Section 3: The Judges—Part 1**

**Vocabulary Mix and Match:** Match each vocabulary word with its definition. Enter the alphabet associated with the correct definition in the space provided.

- |                  |       |   |
|------------------|-------|---|
| 1) Ally (Allies) | _____ | A) To give up or leave behind                       |
| 2) Challenge     | _____ | B) The wool covering of a sheep or similar animal   |
| 3) Reciprocate   | _____ | C) Without mercy or pity, cruel                     |
| 4) Influence     | _____ | D) A state of peace, calm, and quiet                |
| 5) Abandon       | _____ | E) Slavery or forced labor                          |
| 6) Oppress       | _____ | F) Something received from an ancestor              |
| 7) Servitude     | _____ | G) One united to another for help or support        |
| 8) Privately     | _____ | H) To make smaller or lessen                        |
| 9) Exceptional   | _____ | I) To destroy something belonging to another        |
| 10) Prophetess   | _____ | J) To give in return for something                  |
| 11) Revelation   | _____ | K) Freedom from doubt or absolute certainty         |
| 12) Ruthless     | _____ | L) An invitation to engage in a contest or fight    |
| 13) Marauder     | _____ | M) Marked by active interest and enthusiasm         |
| 14) Vandalize    | _____ | N) Not openly or in public, without others present  |
| 15) Tranquility  | _____ | O) Not ordinary, Far beyond what is usual           |
| 16) Fleece       | _____ | P) Something that is made known by God to man       |
| 17) Assurance    | _____ | Q) To affect, sway, shape, or give direction to     |
| 18) Reduce       | _____ | R) One who pillages or attacks in search of plunder |
| 19) Zealous      | _____ | S) A woman who speaks as God's spokesperson         |
| 20) Legacy       | _____ | T) To cause to suffer, to impose burdens upon       |

**Big Picture of the Bible – Old Testament**  
**Module 5: Living in the Promised Land**  
**Section 3: The Judges—Part 1**

**Israel's History:** During the period of the judges, Israel repeated the same mistake over and over again. Describe Israel's repeated mistake by filling in the blanks in the sentences below.

Date: \_\_\_\_\_

- 1) The Israelites failed to obey \_\_\_\_\_ and drive all the Canaanites out of the land.
- 2) The Israelites allowed the Canaanites to influence their religious life, which caused them to fall into \_\_\_\_\_.
- 3) The Canaanites would \_\_\_\_\_ Israel and then the Israelites would cry out to \_\_\_\_\_ for help.
- 4) \_\_\_\_\_ would answer the Israelite's pleas by empowering a \_\_\_\_\_ to deliver them.
- 5) Each time Israel was delivered, they served \_\_\_\_\_ for a while and then fell back into \_\_\_\_\_.
- 6) What was the repeated consequence of Israel's sin and idolatry?

---

---

---

---

**Big Picture of the Bible – Old Testament**  
**Module 5: Living in the Promised Land**  
**Section 3: The Judges—Part 1**

**Lesson Application:** In this lesson, the Israelites abandoned God and fell into idolatry. Idolatry is the worship or excessive adoration attachment to anything other than the One True God. When the Israelites fell into idolatry, they began worshipping physical man-made objects as gods. Although most people today do “not” worship man-made objects as gods, they “do” worship or become excessively attached to other things. Make a list of some things people worship or become excessively attached to today. The first one has been filled in for you.

Date: \_\_\_\_\_

**Today’s Idolatry**

**(Things people worship or become excessively attached to today)**

- 1.) \_\_\_\_\_ **Money** \_\_\_\_\_
- 2.) \_\_\_\_\_
- 3.) \_\_\_\_\_
- 4.) \_\_\_\_\_
- 5.) \_\_\_\_\_
- 6.) \_\_\_\_\_
- 7.) \_\_\_\_\_
- 8.) \_\_\_\_\_
- 9.) \_\_\_\_\_
- 10.) \_\_\_\_\_







**Big Picture of the Bible –Old Testament**  
**Module 5: Living in the Promised Land**  
**Section 4: Judges—Part 2**

**Lesson Objectives:** To understand and be able to explain:

- Israel’s repeated mistakes during the period of the Judges
- The consequences of Israel’s sin and idolatry

**Memory Verse:** *“Everyone should be quick to listen, slow to speak and slow to become angry.”*  
(James 1:19 NIV)

**Prayer:** Prayerfully read the opening prayer on page 129 in your study guide.

**Vocabulary Words:** The words listed below are sequenced in the order in which they appear in your *Big Picture of the Bible* study guide. Highlight or underline each of these words (or a form of the word) in your study guide. Write a short definition for each word. Use the glossary in the back of your study guide or your dictionary as needed. If the word has several different meanings, choose the one that best defines how the word is used in your study guide.

Forsake (Forsaking)  
Refute  
Intense  
Irate  
Retaliate

Grief-stricken  
Allegation  
Relent  
Appease  
Restrain

Opportunity  
Dispute  
Riddle  
Rampage  
Persistent

**Reading Assignment:** Read pages 146 through 148 in your study guide.

**Recommended Bible Reading:** Turn to page 148 of your study guide and find the recommended Bible reading. Read these scriptures in your Bible.

**Big Picture of the Bible –Old Testament**  
**Module 5: Living in the Promised Land**  
**Section 4: Judges—Part 2**

**Review Questions:** Read each question and then choose the “best” answer (a, b, c, or d) based on the assigned reading from your *Big Picture of the Bible—Old Testament* study guide.

- 1) What did Jephthah do before he went into battle against Israel’s enemies?
  - a) He prayed.
  - b) He offered a sacrifice to God.
  - c) He built an altar.
  - d) He made a vow.
  
- 2) Who was the first to greet Jephthah when he returned from battle?
  - a) His wife
  - b) His daughter
  - c) The Ephraimites
  - d) Ibzan
  
- 3) Why were the Ephraimites angry with Jephthah?
  - a) They were angry because Jephthah destroyed their idol gods.
  - b) They were angry because Jephthah sacrificed his daughter.
  - c) They were angry because Jephthah would not listen to them.
  - d) They were angry because Jephthah went into battle without them.
  
- 4) What is the biblical definition of a Nazarite?
  - a) A person who takes a vow to serve God.
  - b) A person who takes a vow to rescue Israel from their enemies.
  - c) A person who takes a vow to sacrifice the first person who greets them when they return from battle.
  - d) A person who takes a vow to save the poor.
  
- 5) Who was a Nazarite in this lesson?
  - a) Jephthah
  - b) Ibzan
  - c) Manoah
  - d) Samson

**Big Picture of the Bible –Old Testament**  
**Module 5: Living in the Promised Land**  
**Section 4: Judges—Part 2**

- 6) Who were Israel's enemies in this lesson?
  - a) The Edomites
  - b) The Philistines
  - c) The Moabites
  - d) The Gibeonites
  
- 7) Who did Samson marry?
  - a) An Israelite
  - b) Delilah
  - c) A Nazarite
  - d) A Philistine
  
- 8) Who killed Samson's wife?
  - a) Samson's best man
  - b) The Philistines
  - c) The men of Judah
  - d) Samson's parents
  
- 9) What did the men from the tribe of Judah do when they discovered why the Philistines were attacking them?
  - a) They went to war against the Philistines.
  - b) They negotiated a peace agreement.
  - c) They handed Samson over to the Philistines.
  - d) They prayed to God for help.
  
- 10) What did Samson use as a weapon to kill thousands of Philistines?
  - a) A donkey's jawbone
  - b) Trumpets and clay jars
  - c) A dagger
  - d) A slingshot

**Big Picture of the Bible –Old Testament**  
**Module 5: Living in the Promised Land**  
**Section 4: Judges—Part 2**

- 11) Who promised to pay Delilah if she found out the source of Samson's strength?
- a) Samson's best man
  - b) The men of Judah
  - c) The Philistine leaders
  - d) Samson's father-in-law
- 12) What did Delilah do when she found out the source of Samson's strength?
- a) She waited until Samson fell asleep and then cut Samson's hair.
  - b) She waited until Samson fell asleep and then called a man to shave Samson's head.
  - c) She told Samson's enemies to pay her.
  - d) She gave Samson a glass of wine so that he would fall asleep.
- 13) Who captured Samson after he lost his strength?
- a) The Philistines
  - b) Delilah
  - c) The men of Judah
  - d) Samson's best man
- 14) What did Samson pray for after he arrived at the Philistines' temple?
- a) His strength to return
  - b) God's blessings
  - c) His hair to grow back
  - d) His sight to return
- 15) How did Samson die?
- a) The Philistines killed Samson after he lost his strength.
  - b) Delilah waited until Samson fell asleep and then called a man in to kill him.
  - c) Samson knocked down the Philistines' temple, which killed him as well as the people inside.
  - d) Samson died in the Philistines' prison.


**Big Picture of the Bible –Old Testament**  
**Module 5: Living in the Promised Land**  
**Section 4: Judges—Part 2**

**Inductive Study:** Use the table on page 131 of *Big Picture of the Bible—Old Testament* study guide and your assigned reading to complete the table below. Fill in the answer to each question in the space provided below.

Section 4: The Judges (Part 2)	Who, Where, When, What, Why, and How
Who were the people you read about in this section?	
Where were the people in this section located? List all the key locations mentioned in this section.	
When did the events in this section take place? (See the Approx. Timeline on page 131.)	
What specific events took place in this section? List a few major events that happened in this section.	
Why are these events in the Bible? In your opinion, why did God want you to know about these events?	
How would you describe God’s character in this section? What was God doing?	

**Big Picture of the Bible –Old Testament**  
**Module 5: Living in the Promised Land**  
**Section 4: Judges—Part 2**

**Crossword Puzzle:** Use the vocabulary words for this lesson to fill in the answers to the crossword puzzle.



**Big Picture of the Bible –Old Testament**  
**Module 5: Living in the Promised Land**  
**Section 4: Judges—Part 2**

**Vocabulary Crossword Puzzle Clues:**

**Across**

1. Sorrowful through loss or deprivation, in mourning
4. Violently angry and destructive behavior
8. To take revenge or return evil for evil
11. A favorable time, place, or circumstance
13. Feeling or showing extreme anger
14. Extreme, excessive, or heightened in degree
15. Disagreement or argument

**Down**

2. A puzzling question or difficult problem
3. To keep under control
5. An accusation or positive assertion
6. To yield or give in
7. Never ceasing, stubbornly unyielding
9. To pacify, satisfy, or make peace with
10. To quit, leave, reject, or abandon
12. To prove to be false or overthrow by argument









**Big Picture of the Bible—Old Testament**  
**Module 5: Living in the Promised Land**  
**Section 5: Israel's Moral Failures**

**Lesson Objectives:** To understand the following:

- Israel's moral failures during the period of the Judges
- What happens when people fail to obey God's laws and commands

**Memory Verse:** *"Without guidance from God law and order disappear, but God blesses everyone who obeys his Law."* (Proverbs 29:14 CEV)

**Prayer:** Prayerfully read the opening prayer on page 129 in your study guide.

**Vocabulary Words:** The words listed below are sequenced in the order in which they appear in your *Big Picture of the Bible* study guide. Highlight or underline each of these words (or a form of the word) in your study guide. Write a short definition for each word. Use the glossary in the back of your study guide or your dictionary as needed. If the word has several different meanings, choose the one that best defines how the word is used in your study guide.

Decline	Shrine	Scout (Scouting)
Pagan	Concubine	Summon
Outrage	Extinct	Replenish

**Reading Assignment:** Read pages 149 through 150 in your study guide.

**Recommended Bible Reading:** Turn to page 150 of your study guide and find the recommended Bible reading. Read these scriptures in your Bible.

**Big Picture of the Bible—Old Testament**  
**Module 5: Living in the Promised Land**  
**Section 5: Israel's Moral Failures**

**Review Questions:** Read each question and then choose the “best” answer (a, b, c, or d) based on the assigned reading from your *Big Picture of the Bible—Old Testament* study guide.

- 1) What did Micah’s mother give him as a gift?
  - a) An altar
  - b) Her blessings
  - c) An idol
  - d) His inheritance
  
- 2) Which of the twelve tribes was searching for land in this lesson?
  - a) The Levites
  - b) The Benjamites
  - c) The Ephramites
  - d) The Danites
  
- 3) Why was one of the twelve tribes still searching for land?
  - a) They lost their homes in a fire.
  - b) The Canaanites took their land back.
  - c) They never conquered the Canaanites who lived in the territory they inherited.
  - d) Another tribe stole their land away from them.
  
- 4) What did the tribe in this lesson do to acquire land?
  - a) They attacked a peaceful town, killed the people, then rebuilt and settled the town.
  - b) They took over Micah’s land.
  - c) They took over another tribe’s land.
  - d) They traveled far north until they found some unoccupied land.
  
- 5) Who took Micah’s shrine and his priest?
  - a) His mother
  - b) The Levites
  - c) The Benjamites
  - d) The Danites

**Big Picture of the Bible—Old Testament**  
**Module 5: Living in the Promised Land**  
**Section 5: Israel's Moral Failures**

- 6) Who invited the Levite in this lesson to stay at his house overnight?
  - a) An old man
  - b) Micah
  - c) A Danite
  - d) A priest
  
- 7) Who killed the Levite's concubine?
  - a) An old man
  - b) A group of Danites
  - c) A group of Benjamites
  - d) A group of Levites.
  
- 8) Who met with the Levite and listened to his story?
  - a) The old man
  - b) All of Israel's leaders
  - c) A group of Danites
  - d) A group of Benjamites
  
- 9) Which of the twelve tribes almost became extinct?
  - a) The Levites
  - b) The Danites
  - c) The Benjamites
  - d) The Ephraimites
  
- 10) What did the tribe—who was almost extinct in this lesson—do to replenish their numbers?
  - a) They married some Canaanite girls.
  - b) They married some Israelite girls.
  - c) They adopted some of the other tribes' children.
  - d) They adopted some Canaanite children.

**Big Picture of the Bible—Old Testament**  
**Module 5: Living in the Promised Land**  
**Section 5: Israel’s Moral Failures**

**Inductive Study:** Use the table on page 131 of *Big Picture of the Bible—Old Testament* study guide and your assigned reading to complete the table below. Fill in the answer to each question in the space provided below.

Section 5: Moral Failures	Who, Where, When, What, Why, and How
Who were the people you read about in this section?	
Where were the people in this section located?	
When did the events in this section take place? (See the Approx. Timeline on page 131.)	
What specific events took place in this section? List a few major events that happened in this section.	
Why are these events in the Bible? In your opinion, why did God want you to know about these events?	
God does not make an appearance in this section. Why do you think God was not present among the people in this section?	

**Big Picture of the Bible—Old Testament**  
**Module 5: Living in the Promised Land**  
**Section 5: Israel's Moral Failures**

**Vocabulary Mix and Match:** Match each vocabulary word with its definition. Enter the alphabet associated with the correct definition in the space provided.

- |              |       |  |
|--------------|-------|--|
| 1) Decline   | _____ | A) No longer in existence, No living representatives     |
| 2) Shrine    | _____ | B) A mistress, a woman of inferior status                |
| 3) Scout     | _____ | C) To call or ask to come, to gather or bring together   |
| 4) Pagan     | _____ | D) Deeply angered at something unjust or wrong           |
| 5) Concubine | _____ | E) A gradual decrease or downward slope                  |
| 6) Summon    | _____ | F) To fill again after having been diminished or emptied |
| 7) Outrage   | _____ | G) To explore with the goal of finding something         |
| 8) Extinct   | _____ | H) A sacred place or object                              |
| 9) Replenish | _____ | I) One with no religion or worships objects or nature    |





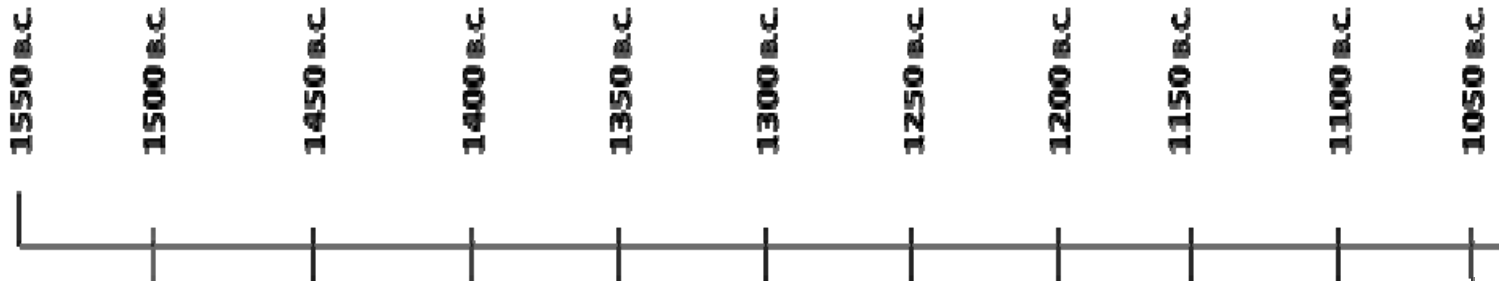




**Big Picture of the Bible—Old Testament**  
**Module 5: Living in the Promised Land**

**Historical Timeline:** Turn to the table on page 272 in your study guide entitled, “Old Testament Summary of Major Events.” Mark and label the major events starting with “Moses’ Birth” through “Judges Empowered to Rule” on the timeline below. Important Reminder: Dates labeled “B.C.” denote the number of years before Christ’s birth. As a result, dates on an Old Testament timeline get smaller as time passes.

**Old Testament Timeline**



**Big Picture of the Bible—Old Testament**  
**Module 5: Living in the Promised Land**  
**Chapter Research Assignments**

Select one or more of the research assignments listed below. Research and gather information from the internet, the library, and/or your Bible to complete the assignment (s) you have selected.

1) History: What lessons have you learned from Israel's history?

Based on what you have read about the people listed below, make a list of the lessons you have learned from each of their stories. Give specific examples of what they did or said to support each of your lessons learned.

Moses	Aaron	Joshua	Caleb	The Israelites
Deborah	Barak	Gideon	Jephthah	Samson

2) Present Day Israel: What is it like in Israel today?

You will learn more about Israel's history in future *Big Picture of the Bible* lessons. Pretend you are planning a trip to Israel in the near future. Prepare a research paper on present day Israel. Consider including information about the following:

- a. Geography and Climate
- b. People / Population / Demographics
- c. Largest City
- d. Religious Groups
- e. Languages
- f. Government / Politics
- g. Economy
- h. Education

3) Scriptural Reenactment: Recreate a scene from the period of the Judges.

Choose one of Israel's judges from the list below and read his or her story in your Bible. Each judge's story can be found in the scriptures listed next to the judge's name. After reading about the judge you selected, write a play to recreate all or part of his or her story.

- a) Deborah (Judges 4:1 – 5:31)
- b) Gideon (Judges 6:1 – 7:25)
- c) Samson (Judges 13:1 – 16:31)

**Big Picture of the Bible—Old Testament**  
**Module 5: Living in the Promised Land**  
**Chapter Review**

Demonstrate your understanding of the material presented in Chapter 5 of your *Big Picture of the Bible—Old Testament* study guide.

- 1) Prayerfully read the meditation scriptures and prayer on page 151 of your study guide.
- 2) Answer the questions listed on pages 152 through 158 in your study guide in the spaces provided in the book.
- 3) Prayerfully read the meditation scriptures and closing prayer on page 159 in your study guide.

\*\*\*\*\*

*Congratulations!!*

*You have finished Module 5 of the Big Picture of the Bible—Old Testament Lesson Plans.*