

Big Picture of the Bible—Old Testament
Module 1: The Beginning of Mankind
Table of Contents

Lesson	Pages
Introduction	2 – 9
Summary	10 – 14
Section 1: The Creation	15 – 27
Section 2: The Fall	28 – 36
Section 3: The Flood	37 – 45
Section 4: The Tower	46 – 53
Section 5: A Man Named Abram	54 – 63
Chapter Research Assignments	64
Chapter Review	65

Big Picture of the Bible—Old Testament
Module 1: The Beginning of Mankind
Introduction

Lesson Objectives: To understand what Christians believe about the following:

- The Bible
- God
- Jesus
- The Holy Spirit
- The Trinity
- God’s Plan of Redemption and Salvation

Memory Verse: *“Above all, you must realize that no prophecy in Scripture ever came from the prophet’s own understanding, or from human initiative. No, those prophets were moved by the Holy Spirit, and they spoke from God.”* (2 Peter 1:20 – 21 NLT)

Prayer: Prayerfully read the opening prayer on page 23 in your study guide.

Vocabulary Words: The words listed below are sequenced in the order in which they appear in your *Big Picture of the Bible* study guide. Highlight or underline each of these words (or a form of the word) in your study guide. Write a short definition for each word. Use the glossary in the back of your study guide or your dictionary as needed. If the word has several different meanings, choose the one that best defines how the word is used in your study guide.

Bible	God	Relationship	Old Testament
New Testament	Covenant	Hebrew	Aramaic
Jesus	Messiah	Commune	Fellowship
Righteous	Holy Spirit	Trinity	Redemption
Salvation	Rebellion	Sin	Deliverance
Crucifixion	Resurrection	Faith	Grace

Reading Assignment: Read pages 17 through 19 in your study guide.

Big Picture of the Bible—Old Testament
Module 1: The Beginning of Mankind
Introduction

Review Questions: Read each question and then choose the “best” answer (a, b, c, or d) based on the assigned reading from your *Big Picture of the Bible—Old Testament* study guide.

- 1) Based on Scripture and your assigned reading, what is the Bible?
 - a) A compilation of writings written for priests, pastors, and ministers to read and interpret.
 - b) A compilation of writings written by men of God for their own purpose and use.
 - c) A compilation of writings written by men without God’s help.
 - d) A compilation of writings written by men divinely chosen by God to write His words.

- 2) What are the two main divisions of the Protestant Bible?
 - a) Old Book and New Book
 - b) History and Gospels
 - c) Old Testament and New Testament
 - d) Section One and Section Two

- 3) How many books are in the Protestant Old Testament Bible?
 - a) 39
 - b) 27
 - c) 66
 - d) 93

- 4) How many books are in the Protestant New Testament Bible?
 - a) 39
 - b) 27
 - c) 66
 - d) 93

- 5) Based on Scripture and your assigned reading, who is God?
 - a) An Angel
 - b) The Creator of the Universe and Everything in it
 - c) Everyone
 - d) Nature

Big Picture of the Bible—Old Testament
Module 1: The Beginning of Mankind
Introduction

- 6) Based on Scripture and your assigned reading, who is Jesus?
 - a) An Angel
 - b) A Prophet
 - c) God made Human
 - d) Nature

- 7) Based on Scripture and your assigned reading, who is the Holy Spirit?
 - a) The Spirit of God
 - b) Our Mental Thoughts
 - c) An Angel
 - d) A Dove


- 8) Which of these statements refers to the Trinity?
 - a) God the Father, Jesus the Son, and the Heavenly Angels
 - b) Jesus, Christ, and the Messiah
 - c) God the Father, Jesus the Son, and the Holy Spirit
 - d) God the Father, Jesus the Word of God, and God's glory

- 9) Based on Scripture and your assigned reading, what is God's Plan of Redemption and Salvation?
 - a) The series of events God so lovingly orchestrated to provide a way for mankind to live in fellowship with Him on earth and throughout eternity.
 - b) God's plan for getting rid of Satan and all of his demons.
 - c) God's offer of fellowship with Him on earth and throughout eternity in exchange for the good things we do for people on earth.
 - d) The series of events that will happen when Jesus returns to judge the world.

- 10) Based on Scripture and your assigned reading, what must a person do to accept God's offer of Redemption and Salvation?
 - a) Attend church on a regular basis.
 - b) Give money to the church and those who are in need.
 - c) Be a good person and do good things for people.
 - d) Have faith in Jesus Christ as Lord and Savior.

Big Picture of the Bible—Old Testament
Module 1: The Beginning of Mankind
Introduction

Crossword Puzzle: Use the vocabulary words for this lesson to fill in the answers to the crossword puzzle.



Big Picture of the Bible—Old Testament
Module 1: The Beginning of Mankind
Introduction

Vocabulary Crossword Puzzle:

Across

2. Our Lord and Savior
3. Christ's Rising from the Dead
7. Unmerited or Unearned Favor
9. Opposition to One in Authority
11. Third Being of the Trinity
12. Semitic language of the Israelites
13. Companionship or Association
14. To Talk or Discuss Intimately
16. Moral, Just, Virtuous
19. Promise or Agreement
20. State of Being Set Free
21. A Connection or Kinship
23. Freedom from Sin's Power & Penalties
24. Creator of Everything

Down

1. Latter 27 Books of the Bible
4. God, Jesus, and Holy Spirit
5. Christ's Death by Nailing to a Cross
6. Language Jews spoke in Jesus' Days
8. Rebellion against God
10. The Word of God written by men inspired by God
15. Anointed One, Jesus Christ
17. Believing or Trusting In
18. Deliverance by Payment of a Price
22. First 39 Books of the Bible



www.bigpictureofthebible.com

Big Picture of the Bible—Old Testament Module 1: The Beginning of Mankind Introduction

Writing Assignment 1: You are a friend of God and He wants a deeper, more personal relationship with you. Write God a letter telling Him what you hope to learn from this Old Testament Study. What questions would you like answered? What do you hope to learn about God? What do you hope to learn about the people of the Old Testament? What do you want to know about the time period and locations identified in the Old Testament?

Date: _____

What I Hope To Learn From This Old Testament Study

Big Picture of the Bible—Old Testament

Module 1: The Beginning of Mankind

Introduction

Writing Assignment 2: Developing a relationship with God through prayer.

The Bible tells the story of God’s love and desire for a close personal relationship with each of us. One of the ways we can develop our relationship with God is by talking to Him on a regular basis in the same way we would talk to a close friend. Talking to God is called “prayer.”

Many people feel they do not know how to pray or that their prayers are not eloquent enough for God. We should remember that God hears our prayers, no matter how simple they may be. One good way to pray that is easy to remember and often used in the Christian community is called the ACTS pattern of prayer. ACTS is an acronym which stands for Adoration, Confession, Thanksgiving, and Supplication. The words that make up the acronym are defined as follows:

- **Adoration** is expressing God’s greatness and focusing on God’s awesomeness and power. An example of a prayer of adoration is as follows: *“Heavenly Father, All glory and honor belong to You and You alone. You are all-powerful, all-knowing, and always present everywhere. When I close my eyes and think of You, I feel safe and at peace because I know You are in control and working things out for my good.”*
- **Confession** is admitting our sins to God and asking Him for forgiveness. An example of a prayer of confession is as follows: *“Dear Lord, Yesterday, I did not tell the truth. Please forgive me for being dishonest. Help me to think about what I am saying before I say it. Remind me to always tell the truth no matter how unpleasant the truth may be.”*
- **Thanksgiving** is expressing thanks and gratitude to God for what He has done for us. Apostle Paul tells us in Scripture that we should give thanks to God in all circumstances (See 1 Thessalonians 5:18). An example of a prayer of thanksgiving is as follows: *“Dear God, I am so truly grateful for everything you do for me and all of your many spiritual blessings. Thanks for taking care of me and keeping me safe. I thank you for loving me and showing me your kindness and amazing grace.”*
- **Supplication** is telling God what you need. An example of a prayer of supplication is as follows: *“Dear Lord, as I begin to study the Bible, I ask You to give me wisdom and understanding. Help me to know You better through my study of Your Word.”*

Close your eyes and pretend you are sitting next to your close friend, God. Think about what you would say to Him. Open your eyes and write a prayer using the ACTS pattern of Adoration, Confession, Thanksgiving, and Supplication as outlined above.

Big Picture of the Bible—Old Testament
Module 1: The Beginning of Mankind
Introduction

Date: _____

Prayer of Adoration, Confession, Thanksgiving, and Supplication

Big Picture of the Bible—Old Testament
Module 1: The Beginning of Mankind
Summary

Lesson Objectives: To understand the major events that occurred in Genesis 1 – 16.

Prayer: Prayerfully read the opening prayer on page 23 in your study guide.

Vocabulary Words: The words listed below are sequenced in the order in which they appear in your *Big Picture of the Bible* study guide. Highlight or underline each of these words (or a form of the word) in your study guide. Write a short definition for each word. Use the glossary in the back of your study guide or your dictionary as needed. If the word has several different meanings, choose the one that best defines how the word is used in your study guide.

Genesis	Formation	Culmination
Handiwork	Intimate	Disobey
Rejection	Coexist	Sever
Spiritual Separation	Restore	Initiated
Immoral	Descendants	Manifestation

Reading Assignment: Read page 24 in your study guide.

Big Picture of the Bible—Old Testament
Module 1: The Beginning of Mankind
Summary

Review Questions: Read each question and then choose the “best” answer (a, b, c, or d) based on the assigned reading from your *Big Picture of the Bible—Old Testament* study guide.

- 1) Which of the following is described in the book of Genesis?
 - a) Darwin’s Theory of Evolution.
 - b) Jesus’ Life on Earth.
 - c) The Creation of the World and Everything In It.
 - d) Satan’s Fall from Heaven.

- 2) What was the culmination of God’s handiwork?
 - a) The Creation of Sea Life and Birds.
 - b) The Separation of Day from Night.
 - c) The Creation of the Sun, Moon, and Stars.
 - d) The Creation of Human Life.

- 3) What kind of relationship did the first humans originally have with God?
 - a) Humans enjoyed an intimate, personal relationship with God.
 - b) Humans enjoyed equal status with God.
 - c) Humans were spiritually separated from God.
 - d) Humans communicated with God through a mediator.

- 4) What was “The Fall?”
 - a) Adam and Eve’s disobedience or failure to obey God’s rules.
 - b) Eve’s conversation with the serpent.
 - c) When Adam and Eve fell out of the Tree of Knowledge of Good and Evil.
 - d) Adam and Eve’s failure to take care of the Garden of Eden.

- 5) How did “The Fall” affect all human beings’ relationship with God?
 - a) Humans became closer to God.
 - b) Humans became less powerful than God.
 - c) Humans became spiritually separated from God.
 - d) Humans were no longer loved by God.

Big Picture of the Bible—Old Testament
Module 1: The Beginning of Mankind
Summary

- 6) What plan did God initiate to remove the barrier that spiritually separated mankind from Himself after “The Fall?”
 - a) God’s Plan to punish Satan.
 - b) God’s Plan to restore His relationship with people based on the good things they do.
 - c) God’s Plan to let everyone go to heaven.
 - d) God’s Plan of Redemption and Salvation.

- 7) God’s Plan would be implemented thousands of years after the “Fall.” Who would God send to implement His Plan?
 - a) The Holy Spirit
 - b) Jesus Christ
 - c) An angel
 - d) Moses


- 8) What kind of life were most people living during the days of Noah?
 - a) Prosperous and well-to-do
 - b) Upright and honest
 - c) Immoral and unrighteous
 - d) Virtuous and ethical

- 9) What major event happened during the days of Noah?
 - a) God caused a great flood to cover the earth, destroying all life except Noah and those with him in the ark.
 - b) God placed Noah and his family in an ark and then destroyed all life on earth with a fire.
 - c) God destroyed the tower that Noah and his family built to reach up into the sky.
 - d) God blessed the people for their righteousness.

- 10) What promise did God make to a man named Abram (Abraham)?
 - a) God promised to make Abraham’s descendants a great nation and to bless the entire world through his offspring.
 - b) God promised to save Abraham’s descendants from a famine.
 - c) God promised to give Abraham’s descendants victory in their battles.
 - d) God promised to bless Abraham’s descendants with good fortune and wealth.

Big Picture of the Bible—Old Testament
Module 1: The Beginning of Mankind
Summary

Crossword Puzzle: Use the vocabulary words for this lesson to fill in the answers to the crossword puzzle.



Big Picture of the Bible—Old Testament
Module 1: The Beginning of Mankind
Summary

Vocabulary Crossword Puzzle:

Across

8. Climax or Arrival at the Highest Point
10. Caused or Set in Motion
11. Live in Peace with
12. Unrighteous Behavior
15. Bring Back to Original State

Down

1. Barrier between Mankind and God
2. Development or Shaping
3. Something Personally Made or Produced
4. Offspring
5. Close Association or Close in Friendship
6. First Book of the Bible, Book of Beginnings
7. Failure to Follow Rules
9. Evidence, Display, or Revelation
13. To Separate or Divide
14. Refusal to Accept or Submit To

Big Picture of the Bible—Old Testament
Module 1: The Beginning of Mankind
Section 1: The Creation

Lesson Objectives: To understand and be able to explain the biblical account of creation (the origin of life.)

Memory Verse: *“Bring all who claim me as their God, for I have made them for my glory.”* (Isaiah 43:7 NLT)

Prayer: Prayerfully read the opening prayer on page 23 in your study guide.

Vocabulary Words: The words listed below are sequenced in the order in which they appear in your *Big Picture of the Bible* study guide. Highlight or underline each of these words (or a form of the word) in your study guide. Write a short definition for each word. Use the glossary in the back of your study guide or your dictionary as needed. If the word has several different meanings, choose the one that best defines how the word is used in your study guide.

Create	Faithful	Glory
Image	Display	Vegetation
Character	Reflect	Elohim
Translate	Bless	Companion
United	Populate	Inhabit

Reading Assignment: Read pages 27 through 29 in your study guide.

Recommended Bible Reading: Turn to page 29 of your study guide and find the recommended Bible reading. Read these scriptures in your Bible.

Big Picture of the Bible—Old Testament
Module 1: The Beginning of Mankind
Section 1: The Creation

Review Questions: Read each question and then choose the “best” answer (a, b, c, or d) based on the assigned reading from your *Big Picture of the Bible—Old Testament* study guide.

- 1) Based on Scripture and your assigned reading, who has always existed and was present when the world was created?
 - a) Fish, Birds, and Land Animals
 - b) Adam and Eve
 - c) All three beings of the Trinity (God, Jesus, and the Holy Spirit)
 - d) God the Father, Jesus the Word of God, and single-cell animals

- 2) God spoke and by His Word the world came into being. God’s Word caused the action that created the world and everything in it. According to John 1:1 – 3, 14, who is the Word of God?
 - a) The Holy Spirit
 - b) Jesus
 - c) An Angel
 - d) Moses

- 3) Which of the following events occurred in this lesson?
 - a) God kept His promise to Abraham.
 - b) God said His name was “I AM.”
 - c) God banished Adam and Eve from the Garden of Eden.
 - d) God gave the first man and first woman rules to live by with specific instructions they were to obey.

- 4) The Bible says that God made human beings in His image. Based on Scripture and your assigned reading, what does this mean?
 - a) Human beings were made to display God’s righteous character and reflect His glory.
 - b) Human beings were made to be just as powerful as God.
 - c) Human beings were made to be free from Satan’s attacks.
 - d) Human beings were made to be just as wise as God.

- 5) After creating man, what word(s) did God use to describe everything He had created?
 - a) God declared that everything He had created was okay.
 - b) God declared that everything He had created was very good.
 - c) God declared that everything He had created was almost like He wanted it.
 - d) God declared that not everything He had created was perfect.

Big Picture of the Bible—Old Testament
Module 1: The Beginning of Mankind
Section 1: The Creation

- 6) What did God do on the seventh day of Creation?
 - a) Brought every kind of animal to Adam so that Adam could give them a name.
 - b) God banished Adam and Eve from the Garden of Eden.
 - c) God made Eve to be Adam's companion.
 - d) Rested, blessed the day, and declared it a holy day.

- 7) After God formed the first man from the dust of the ground and breathed life into him, where did the first man live?
 - a) In Israel
 - b) In Canaan
 - c) In the Garden of Eden
 - d) In Egypt

- 8) Who planted all kinds of fruit-bearing trees in the Garden of Eden?
 - a) Adam and Eve
 - b) The serpent
 - c) God
 - d) The trees grew by themselves

- 9) Why did God create the first woman (Eve)?
 - a) So that the serpent would have someone to talk to.
 - b) So that Adam would have a companion to live with and be united with as one.
 - c) So that she could help Adam name the animals.
 - d) So that God would have more than one person worshipping Him.

- 10) Which of the trees in the Garden were Adam and Eve forbidden from eating its fruit?
 - a) The Apple Tree
 - b) The Tree of Knowledge of Good and Evil
 - c) The Tree of Life
 - d) The Fig Tree

Big Picture of the Bible—Old Testament
Module 1: The Beginning of Mankind
Section 1: The Creation

Inductive Study: Use the table on page 25 of *Big Picture of the Bible—Old Testament* and your assigned reading to complete the table below. Fill in the answer to each question in the space provided below. The first two questions have been answered for you.

Section 1: The Creation	Who, Where, When, What, Why, and How
Who were the people you read about in this section?	The Trinity (God as Creator, Jesus as the Word, and the Holy Spirit), Adam, and Eve
Where did the events in this section take place?	The Universe and in The Garden of Eden
When did the events in this section take place? (See the Approx. Timeline on page 25.)	
What specific events took place in this section? (List a few major events that happened in this section.)	
Why are these events in the Bible? In your opinion, why did God want you to know about these events?	
How would you describe God's character in this section? What was God doing?	

Big Picture of the Bible—Old Testament
Module 1: The Beginning of Mankind
Section 1: The Creation

Vocabulary Mix and Match: Match each vocabulary word with its definition. Enter the alphabet associated with the correct definition in the space provided. The first one has been filled in for you as an example.

- | | | |
|---------------|-------------------|---|
| 1) Create | <u> H </u> | A) Hebrew name of God as Creator |
| 2) Faithful | <u> </u> | B) A partner, one who lives with or accompanies |
| 3) Glory | <u> </u> | C) Qualities and attributes of a person's makeup |
| 4) Image | <u> </u> | D) To combine into one, to join so as to form a whole |
| 5) Display | <u> </u> | E) To fill a location or residence with people |
| 6) Vegetation | <u> </u> | F) Loyal, firm in adherence to belief or promise |
| 7) Character | <u> </u> | G) A likeness, representation, or copy |
| 8) Reflect | <u> </u> | H) To bring into being, form, or make |
| 9) Elohim | <u> </u> | I) To show, exhibit, or bring into view |
| 10) Translate | <u> </u> | J) To live, occupy, or dwell in a place |
| 11) Bless | <u> </u> | K) To give back an image or likeness as a mirror |
| 12) Companion | <u> </u> | L) Quality that brings about high praise and honor |
| 13) Unite | <u> </u> | M) To interpret or render into another language |
| 14) Populate | <u> </u> | N) To make happy or grant divine favor |
| 15) Inhabit | <u> </u> | O) Plant life or plant growth |

Big Picture of the Bible—Old Testament
Module 1: The Beginning of Mankind
Section 1: The Creation

Geography Assignment: The exact location of the Garden of Eden is unknown. However, Genesis tells us that branches of the Tigris and Euphrates Rivers flowed from a river that watered the Garden of Eden (Genesis 2:10 - 14). This suggests a location in the ancient Near East.

- 1) Turn to the map on page 25 of your study guide. Find the Tigris and Euphrates Rivers.

- 2) In what present day country do scholars believe the Garden of Eden was most probably located? (See the first note on page 28 of your study guide.)

- 3) What is going on in this part of the world today?

Big Picture of the Bible—Old Testament
Module 1: The Beginning of Mankind
Section 1: The Creation

Creative Assignment: Draw seven pictures in the boxes below depicting the 7 days of Creation. Use the table on Page 28, “The Seven Days of Creation,” and the scriptures provided as a guide for your drawings.

Day 1: Light of Day and Dark of Night – *“In the beginning God created the heavens and the earth. The earth was formless and empty, and darkness covered the deep waters. And the Spirit of God was hovering over the surface of the waters. Then God said, ‘Let there be light,’ and there was light. And God saw that the light was good. Then he separated the light from the darkness. God called the light “day” and the darkness “night.” And evening passed and morning came, marking the first day”* (Genesis 1:1–5 NLT).



Big Picture of the Bible—Old Testament
Module 1: The Beginning of Mankind
Section 1: The Creation

Day 2: Sky and Atmosphere – *“Then God said, ‘Let there be a space between the waters, to separate the waters of the heavens from the waters of the earth.’ And that is what happened. God made this space to separate the waters of the earth from the waters of the heavens. God called the space ‘sky.’ And evening passed and morning came, marking the second day”* (Genesis 1:6–8 NLT).

Big Picture of the Bible—Old Testament
Module 1: The Beginning of Mankind
Section 1: The Creation

Day 3: Earth, Seas, and Vegetation – *“Then God said, ‘Let the waters beneath the sky flow together into one place, so dry ground may appear.’ And that is what happened. God called the dry ground ‘land’ and the waters ‘seas.’ And God saw that it was good. Then God said, “Let the land sprout with vegetation—every sort of seed-bearing plant, and trees that grow seed-bearing fruit. These seeds will then produce the kinds of plants and trees from which they came.’ And that is what happened. The land produced vegetation—all sorts of seed-bearing plants, and trees with seed-bearing fruit. Their seeds produced plants and trees of the same kind. And God saw that it was good. And evening passed and morning came, marking the third day” (Genesis 1:9 – 13 NLT).*

Big Picture of the Bible—Old Testament
Module 1: The Beginning of Mankind
Section 1: The Creation

Day 4: Sun, Moon, and Stars – *“Then God said, ‘Let lights appear in the sky to separate the day from the night. Let them mark off the seasons, days, and years. Let these lights in the sky shine down on the earth.’ And that is what happened. God made two great lights—the larger one to govern the day, and the smaller one to govern the night. He also made the stars. God set these lights in the sky to light the earth, to govern the day and night, and to separate the light from the darkness. And God saw that it was good. And evening passed and morning came, marking the fourth day” (Genesis 1:14–19 NLT).*

Big Picture of the Bible—Old Testament
Module 1: The Beginning of Mankind
Section 1: The Creation

Day 5: Sea Life and Birds – *“Then God said, ‘Let the waters swarm with fish and other life. Let the skies be filled with birds of every kind.’ So God created great sea creatures and every living thing that scurries and swarms in the water, and every sort of bird—each producing offspring of the same kind. And God saw that it was good. Then God blessed them, saying, ‘Be fruitful and multiply. Let the fish fill the seas, and let the birds multiply on the earth.’ And evening passed and morning came, marking the fifth day”* (Genesis 1:20–23 NLT).

Big Picture of the Bible—Old Testament
Module 1: The Beginning of Mankind
Section 1: The Creation

Day 6: Land Animals and Man – *“Then God said, ‘Let the earth produce every sort of animal, each producing offspring of the same kind—livestock, small animals that scurry along the ground, and wild animals.’ And that is what happened. God made all sorts of wild animals, livestock, and small animals, each able to produce offspring of the same kind. And God saw that it was good. Then God said, ‘Let us make human beings in our image, to be like us. They will reign over the fish in the sea, the birds in the sky, the livestock, all the wild animals on the earth, and the small animals that scurry along the ground.’ So God created human beings in his own image. In the image of God he created them; male and female he created them. . . Then God looked over all he had made, and he saw that it was very good! And evening passed and morning came, marking the sixth day” (Genesis 1:24–27, 31 NLT).*

Big Picture of the Bible—Old Testament
Module 1: The Beginning of Mankind
Section 1: The Creation

Day 7: God Rested, Blessed the Day, and Called it a Holy Day – *“So the creation of the heavens and the earth and everything in them was completed. On the seventh day God had finished his work of creation, so he rested from all his work. And God blessed the seventh day and declared it holy, because it was the day when he rested from all his work of creation”* (Genesis 2:1–3 NLT).

Big Picture of the Bible—Old Testament
Module 1: The Beginning of Mankind
Section 2: The Fall

Lesson Objectives: To understand and be able to explain:

- “The Fall” and its affect on human beings
- What is meant by a “Foreshadowing of Jesus Christ” or a “Picture of Redemption”
- How God demonstrated justice and mercy after “the Fall”

Memory Verse: *“For all have sinned and fall short of the glory of God.”* (Romans 3:23 NKJ)

Prayer: Prayerfully read the opening prayer on page 23 in your study guide.

Vocabulary Words: The words listed below are sequenced in the order in which they appear in your *Big Picture of the Bible* study guide. Highlight or underline each of these words (or a form of the word) in your study guide. Write a short definition for each word. Use the glossary in the back of your study guide or your dictionary as needed. If the word has several different meanings, choose the one that best defines how the word is used in your study guide.

Distort	Denounce	Temptation
Foreshadow	Consequence	Banish
Justice	Mercy	Sacrifice
Atonement	Offering	Perpetuate
Lineage	Ungodly	Godly

Reading Assignment: Read pages 30 through 31 in your study guide.

Recommended Bible Reading: Turn to page 32 of your study guide and find the recommended Bible reading. Read these scriptures in your Bible.

Big Picture of the Bible—Old Testament
Module 1: The Beginning of Mankind
Section 2: The Fall

Review Questions: Read each question and then choose the “best” answer (a, b, c, or d) based on the assigned reading from your *Big Picture of the Bible—Old Testament* study guide.

- 1) Who tempted the woman (Eve)?
 - a) God
 - b) Satan (disguised as a serpent)
 - c) Adam
 - d) The Holy Spirit

- 2) Why did the woman eat the forbidden fruit?
 - a) She thought the fruit would make her live longer.
 - b) Adam told her to eat the fruit.
 - c) She saw the fruit was good for food, pleasing to the eye, and desirable for gaining wisdom.
 - d) God told her it was okay to eat the fruit.

- 3) What happened immediately after Adam and Eve ate the forbidden fruit?
 - a) They realized they were naked and covered themselves with fig leaves.
 - b) Satan told them they were in trouble.
 - c) They got into an argument.
 - d) God told them that everything would be alright.

- 4) What is a foreshadowing of Jesus Christ or a Picture of Redemption?
 - a) An outline of Jesus’ portrait.
 - b) A painting of Jesus Christ.
 - c) Scripture that gives a preview of how God would send Jesus to save mankind.
 - d) A movie about Jesus’ life on earth.

- 5) God said to the serpent, *“I will put enmity between you and the woman, and between your offspring and hers; he will crush your head, and you will strike his heel.”* According to many Bible scholars, this was a foreshadowing of Jesus Christ. How was Jesus foreshadowed in God’s words to the serpent?
 - a) Satan would strike at Jesus’ heel, but Jesus would crush Satan’s head and prevail.
 - b) Jesus would crush the serpent’s head so that no one would ever be tempted again.
 - c) Jesus would fight Eve’s battles against Satan.
 - d) Jesus would be bitten by a snake.

Big Picture of the Bible—Old Testament
Module 1: The Beginning of Mankind
Section 2: The Fall

- 6) What did God do immediately after the Fall that demonstrated justice?
 - a) God made Adam and Eve apologize and told them never to listen to Satan again.
 - b) God clothed Adam and Eve with animal skins so that they would not be naked.
 - c) God held Adam and Eve accountable for their actions and banished them from the garden.
 - d) God told Adam and Eve that their oldest son, Cain, would kill his brother, Abel.

- 7) What did God do immediately after the Fall that demonstrated mercy?
 - a) God made Adam and Eve apologize and told them never to listen to Satan again.
 - b) God clothed Adam and Eve with animal skins so that they would not be naked.
 - c) God held Adam and Eve accountable for their actions and banished them from the garden.
 - a) God told Adam and Eve that their oldest son, Cain, would kill his brother, Abel.

- 8) How did Adam and Eve's disobedience affect all human beings?
 - a) Everyone must eat fruits and vegetables to maintain good health.
 - b) Everyone is born spiritually separated from God and everyone will eventually die.
 - c) Everyone will eventually die and go to heaven.
 - d) Everyone must do good deeds to earn God's favor and live with Him eternally in heaven.

- 9) Adam and Eve's sons, Cain and Abel, offered sacrifices to the Lord as a gift. God accepted Abel's offering, but was displeased with Cain's offering. What explanation does Hebrews 11:4 provide that explains why God accepted Abel's gift?
 - a) Adam blessed Abel's gift.
 - b) God liked Abel better than Cain.
 - c) Abel was Adam and Eve's favorite son.
 - d) Abel's offering gave evidence that he was a righteous man.

- 10) Which one of Adam and Eve's sons was an ancestor of Jesus Christ?
 - a) Cain
 - b) Abel
 - c) Seth
 - d) Moses

Big Picture of the Bible—Old Testament
Module 1: The Beginning of Mankind
Section 2: The Fall

Inductive Study: Use the table on page 25 of *Big Picture of the Bible—Old Testament* and your assigned reading to complete the table below. Fill in the answer to each question in the space provided below. The first two questions have been answered for you.

Section 1: The Fall	Who, Where, When, What, Why, and How
Who were the people you read about in this section?	God, Satan (Serpent), Adam, Eve, Cain, Abel, Seth, Enoch, Methuselah, Noah
Where did the events in this section take place?	The Garden of Eden and somewhere outside of the Garden of Eden
When did the events in this section take place? (See the Approx. Timeline on page 25.)	
What specific events took place in this section? (List a few major events that happened in this section.)	
Why are these events in the Bible? In your opinion, why did God want you to know about these events?	
How would you describe God's character in this section? What was God doing?	

Big Picture of the Bible—Old Testament
Module 1: The Beginning of Mankind
Section 2: The Fall

Vocabulary Mix and Match: Match each vocabulary word with its definition. Enter the alphabet associated with the correct definition in the space provided. The first one has been filled in for you as an example.

- | | | |
|----------------|-------------------|--|
| 1) Distort | <u> E </u> | A) Righteous, virtuous, reverent to God |
| 2) Denounce | <u> </u> | B) Resulting outcome of a previous event or action |
| 3) Temptation | <u> </u> | C) The administration of what is just, right, or equitable |
| 4) Foreshadow | <u> </u> | D) Showing compassion, great kindness, and favor |
| 5) Consequence | <u> </u> | E) To twist, misrepresent, or falsify |
| 6) Banish | <u> </u> | F) To reconcile or make amends for sin |
| 7) Justice | <u> </u> | G) Anything presented or dedicated to God |
| 8) Mercy | <u> </u> | H) Ancestry, an individual's descendants or offspring |
| 9) Sacrifice | <u> </u> | I) To foretell or give a preview of a future event |
| 10) Atonement | <u> </u> | J) To cause to continue or keep going |
| 11) Offering | <u> </u> | K) To speak out against or openly condemn |
| 12) Perpetuate | <u> </u> | L) Wicked, sinful, disobedient to God |
| 13) Lineage | <u> </u> | M) To offer or give up something to God |
| 14) Ungodly | <u> </u> | N) To drive away from one's homeland, to exile |
| 15) Godly | <u> </u> | O) Act of enticing to do wrong or desiring to do wrong |

Big Picture of the Bible—Old Testament
Module 1: The Beginning of Mankind
Section 2: The Fall

Writing Assignment 1: Adam and Eve disobeyed God and ate fruit from the forbidden Tree of the Knowledge of Good and Evil. The consequences of Adam and Eve’s disobedience affected all human beings. Read Genesis 3:1 – 24 in your Bible and then answer the following questions:

1.) What happened to the serpent as a consequence of sin?

2.) What happened to the woman (Eve) as a consequence of sin? How did Eve’s disobedience affect all women?

Big Picture of the Bible—Old Testament
Module 1: The Beginning of Mankind
Section 2: The Fall

3.) What happened to the man (Adam) as a consequence of sin? How did Adam's disobedience affect all men?

4.) Why did God banish Adam and Eve from the Garden of Eden?



Big Picture of the Bible—Old Testament
Module 1: The Beginning of Mankind
Section 2: The Fall

Writing Assignment 2: God is “just” and He demands “justice.” Write a short essay explaining what the word “justice” means to you. Include in your explanation an example of a situation in which “justice” is demonstrated.

Date: _____

Justice

Big Picture of the Bible—Old Testament
Module 1: The Beginning of Mankind
Section 3: The Flood

Lesson Objectives: To understand and be able to explain:

- The importance of righteousness to God
- The importance of faith to God
- God’s covenant with Noah

Memory Verse: *“Faith is the confidence that what we hope for will actually happen; it gives us assurance about things we cannot see.”* (Hebrews 11:1 NLT)

Prayer: Prayerfully read the opening prayer on page 23 in your study guide.

Vocabulary Words: The words listed below are sequenced in the order in which they appear in your *Big Picture of the Bible* study guide. Highlight or underline each of these words (or a form of the word) in your study guide. Write a short definition for each word. Use the glossary in the back of your study guide or your dictionary as needed. If the word has several different meanings, choose the one that best defines how the word is used in your study guide.

Prevalent	Abomination	Ark
Commandments	Sacred	Covenant

Reading Assignment: Read page 33 in your study guide.

Recommended Bible Reading: Turn to page 34 of your study guide and find the recommended Bible reading. Read these scriptures in your Bible.

Big Picture of the Bible—Old Testament
Module 1: The Beginning of Mankind
Section 3: The Flood

Review Questions: Read each question and then choose the “best” answer (a, b, c, or d) based on the assigned reading from your *Big Picture of the Bible—Old Testament* study guide.

- 1) How prevalent was sin and unrighteousness in Noah’s day?
 - a) Most people were righteous including Noah.
 - b) Evil was so prevalent that everyone including Noah was unrighteous.
 - c) A few people were unrighteous.
 - d) Evil was so prevalent that the world had become an abomination to God.

- 2) God is both just and merciful. What did God do in this lesson that demonstrated His demand for justice?
 - a) God created a major earthquake that destroyed all of the unrighteous people.
 - b) God banished the people from their homeland.
 - c) God put a rainbow in the sky as a reminder that people are to live righteously.
 - d) God created a great Flood that choked out all life except those who were inside the ark.

- 3) What happen in this lesson that demonstrated God’s mercy?
 - a) God created a great Flood that choked out all life except those who were inside the ark.
 - b) God forgave the people for their sins.
 - c) God instructed Noah to build an ark thereby saving Noah and his family from the Flood.
 - d) God told Noah not to warn the people about what He was planning to do.

- 4) Why did God save Noah and his family?
 - a) Because Noah was a good carpenter and knew how to build an ark.
 - b) Because Noah was a righteous man who pleased God.
 - c) Because Noah knew how to care for the animals.
 - d) Because Noah happened to be in the right place at the right time.

- 5) What were the names of Noah’s sons?
 - a) Seth, Shem, and Ham
 - b) Abel, Cain, and Seth
 - c) Noah, Jr., Seth, Shem, and Ham
 - d) Shem, Ham, and Japheth

Big Picture of the Bible—Old Testament
Module 1: The Beginning of Mankind
Section 3: The Flood

- 6) Who shut Noah and his family inside of the ark?
 - a) Adam and Eve
 - b) God
 - c) An Angel
 - d) Noah

- 7) After the flood waters finally subsided, where did the ark come to rest?
 - a) On the mountains of Ararat
 - b) In the Garden of Eden
 - c) On top of Mount Everest
 - d) In the land of Canaan

- 8) In what way was the ark a foreshadowing of Jesus Christ?
 - a) The ark was a picture of how Jesus will save people from floods.
 - b) The ark was built out of wood and Jesus was a carpenter.
 - c) The ark was a savior for Noah and his family and Jesus Christ is our Savior.
 - d) The ark was in the water and Jesus walked on water.

- 9) What did Noah do after he set foot on dry ground?
 - a) Noah got back inside of the ark.
 - b) Noah and his family started planting crops.
 - c) Noah declared that God would never destroy the earth with floodwaters again.
 - d) Noah offered a sacrifice of praise and thanksgiving to God.

- 10) What was God's covenant with Noah?
 - a) God promised to never destroy the earth with floodwaters again.
 - b) God promised to bless Noah with long life.
 - c) God promised to make Noah famous.
 - d) God promised to give Noah the land of Canaan.

Big Picture of the Bible—Old Testament
Module 1: The Beginning of Mankind
Section 3: The Flood

Inductive Study: Use the table on page 25 of *Big Picture of the Bible—Old Testament* and your assigned reading to complete the table below. Fill in the answer to each question in the space provided below.

Section 3: The Flood	Who, Where, When, What, Why, and How
Who were the people you read about in this section?	
Where did the ark finally end up after the floodwaters subsided? What was its location?	
When did the events in this section take place? (See the Approx. Timeline on page 25.)	
What specific events took place in this section? (List a few major things that happened in this section.)	
Why are these events in the Bible? In your opinion, why did God want you to know about these events?	
How would you describe God's character in this section? What was God doing?	



www.bigpictureofthebible.com

Big Picture of the Bible—Old Testament
Module 1: The Beginning of Mankind
Section 3: The Flood

Vocabulary Words: Demonstrate your understanding of the vocabulary words in this lesson. For each vocabulary word, write a sentence that uses the word (or a form of the word) correctly.

Prevalent	Abomination	Ark
Commandments	Sacred	Covenant

Date: _____



Big Picture of the Bible—Old Testament
Module 1: The Beginning of Mankind
Section 3: The Flood

Comparative Study: Compare the list of instructions God gave Adam and Eve before the Fall to the instructions God gave Noah after the Flood. The instructions God gave Adam and Eve are listed at the bottom of page 28 and top of page 29 of your study guide. The commandments God gave Noah are listed on the bottom of page 33 of your study guide. Identify the differences between the two lists and write the differences you find in the space provided below.

Date: _____

Differences in God’s Instructions to Mankind before the Fall and after the Flood

Big Picture of the Bible—Old Testament
Module 1: The Beginning of Mankind
Section 3: The Flood

Writing Assignment 2: Hebrews 11:1 – 6 and then answer the following questions:

- What does the word “faith” mean to you?
- How did Noah demonstrate his “faith?”
- How important is “faith” to God?

Date: _____

Faith

Big Picture of the Bible—Old Testament
Module 1: The Beginning of Mankind
Section 3: The Flood

Writing Assignment 3: Write a prayer that includes the words “righteousness” and “faith.”

Date: _____

My Prayer on Righteousness and Faith

Big Picture of the Bible—Old Testament
Module 1: The Beginning of Mankind
Section 4: The Tower

Lesson Objectives: To understand and be able to explain:

- The people’s weakness or mistake at the Tower of Babel
- What the Bible teaches us about “pride”

Memory Verse: *“God opposes the proud but favors the humble.”* (James 4:6 NLT)

Prayer: Prayerfully read the opening prayer on page 23 in your study guide.

Vocabulary Words: The words listed below are sequenced in the order in which they appear in your *Big Picture of the Bible* study guide. Highlight or underline each of these words (or a form of the word) in your study guide. Write a short definition for each word. Use the glossary in the back of your study guide or your dictionary as needed. If the word has several different meanings, choose the one that best defines how the word is used in your study guide.

Migrate
Prideful

Skyscraper
Babel

Construct
Confusion

Reading Assignment: Read page 35 in your study guide.

Recommended Bible Reading: Turn to page 35 of your study guide and find the recommended Bible reading. Read these scriptures in your Bible.

Big Picture of the Bible—Old Testament
Module 1: The Beginning of Mankind
Section 4: The Tower

Review Questions: Read each question and then choose the “best” answer (a, b, c, or d) based on the assigned reading from your *Big Picture of the Bible—Old Testament* study guide.

- 1) How was the earth repopulated after the Flood?
 - a) Noah’s sons and their descendants repopulated the earth.
 - b) People came into existence through evolution.
 - c) God created more people.
 - d) People who were not part of Noah’s family survived the flood and repopulated the earth.

- 2) Who was Nimrod?
 - a) A mighty builder
 - b) A great musician
 - c) A righteous man
 - d) A mighty hunter

- 3) Nimrod established several great cities. Where were these cities located?
 - a) In the Garden of Eden
 - b) In the plains of Shinar (Babylonia) and in Assyria
 - c) In Canaan
 - d) In Israel

- 4) How many languages were spoken in the world before construction began on the Tower of Babel?
 - a) Ten
 - b) Five
 - c) Three
 - d) One

- 5) During the days of Nimrod, why did the people decide to build a tower that would reach up into the skies?
 - a) They wanted to praise and glorify God.
 - b) They wanted a building large enough for all the people to live inside it.
 - c) They wanted to become famous and did not want to be scattered all over the world.
 - d) They thought they’d be able to see God in heaven.

Big Picture of the Bible—Old Testament
Module 1: The Beginning of Mankind
Section 4: The Tower

- 6) How did God stop the people from building the tower?
 - a) God caused a downpour of rain that flooded the earth.
 - b) God caused the people to begin speaking different languages.
 - c) God destroyed the tower with fire.
 - d) God banished the people from their homeland.

- 7) Which of God’s commandments did the people disobey when they built the tower?
 - a) They disobeyed God’s commandment to spread out and populate the earth.
 - b) They disobeyed God’s commandment to cultivate the earth and grow crops.
 - c) They disobeyed God’s commandment that prohibited skyscrapers.
 - d) They disobeyed God’s commandment to rule over the animals.

- 8) When the people decided to build the tower of Babel, they were more interested in becoming famous than obeying God. What word best describes this type of behavior?
 - a) Meekness
 - b) Humility
 - c) Righteousness
 - d) Pride

- 9) What does the word “babel” mean?
 - a) To talk
 - b) A baby’s sound
 - c) Confusion
 - d) Tower

- 10) Why is the tower in this lesson called the “Tower of Babel?”
 - a) Because the tower was near a babbling brook.
 - b) Because it was there that God changed the people’s language, causing a great confusion.
 - c) Because God told the people they were confused.
 - d) Because the tower was built in the city of Babel.

Big Picture of the Bible—Old Testament
Module 1: The Beginning of Mankind
Section 4: The Tower

Inductive Study: Use the table on page 25 of *Big Picture of the Bible—Old Testament* and your assigned reading to complete the table below. Fill in the answer to each question in the space provided below.

Section 4: The Tower	Who, Where, When, What, Why, and How
Who were the people you read about in this section?	
Where was the Tower of Babel located? In what general region was it located?	
When did the events in this section take place? (See the Approx. Timeline on page 25.)	
What specific events took place in this section? (List a few major things that happened in this section.)	
Why are these events in the Bible? In your opinion, why did God want you to know about these events?	
How would you describe God's character in this section? What was God doing?	



www.bigpictureofthebible.com

Big Picture of the Bible—Old Testament
Module 1: The Beginning of Mankind
Section 4: The Tower

Vocabulary Words: Demonstrate your understanding of the vocabulary words in this lesson. For each vocabulary word, write a sentence that uses the word (or a form of the word) correctly.

Migrate

Prideful

Skyscraper

Babel

Construct

Confusion

Date: _____

Big Picture of the Bible—Old Testament
Module 1: The Beginning of Mankind
Section 4: The Tower

Comparative Study 1: Read the following scriptures and then answer the questions below.

“God opposes the proud but favors the humble” (James 4:6 NLT).

“But those who exalt themselves will be humbled, and those who humble themselves will be exalted” (Matthew 23:12 NLT).

“He gives proud skeptics a cold shoulder, but if you're down on your luck, he's right there to help” (Proverbs 3:34 MSG)

1.) What does it mean to be “prideful” or full of “pride?”

2.) Based on these scriptures, how does God feel about “prideful” people?

3.) What does it mean to be “humble?”

4.) Based on these scriptures, how does God feel about “humble” people?

Big Picture of the Bible—Old Testament
Module 1: The Beginning of Mankind
Section 4: The Tower

Writing Assignment 1: “Pride” is not always wrong. There are two definitions for the word “pride.” One definition describes a feeling of healthy self-respect and self-worth. The other definition describes an unhealthy sense of self-esteem, arrogance, and conceit resulting in a feeling of superiority over others. Demonstrate your understanding of the difference between these two definitions. Use the word “pride” in a sentence that describes healthy self-respect, and in another sentence use the word “pride” in a way that describes unhealthy self-esteem and arrogance.

Date: _____

Sentences Using the Word “Pride”

Big Picture of the Bible—Old Testament
Module 1: The Beginning of Mankind
Section 4: The Tower

Writing Assignment 2: Read Genesis 11:1 – 11:9. In your opinion, what kind of pride describes the people’s behavior at the Tower of Babel? Was it a feeling of healthy self-respect and self-worth—or—a feeling of lofty self-esteem and arrogance? Use Scripture to explain your answer.

Date: _____

The People’s Pride at the Tower of Babel

Big Picture of the Bible –Old Testament
Module 1: The Beginning of Mankind
Section 5: A Man Named Abram

Lesson Objectives: To understand and be able to explain:

- God’s promise to Abram (Abraham)
- The Hebrew Names of God (El Elyon, Adonai, and El Roi)

Memory Verse: *“The eyes of the LORD search the whole earth in order to strengthen those whose hearts are fully committed to him.”* (2 Chronicles 16:9 NLT)

Prayer: Prayerfully read the opening prayer on page 23 in your study guide.

Vocabulary Words: The words listed below are sequenced in the order in which they appear in your *Big Picture of the Bible* study guide. Highlight or underline each of these words (or a form of the word) in your study guide. Write a short definition for each word. Use the glossary in the back of your study guide or your dictionary as needed. If the word has several different meanings, choose the one that best defines how the word is used in your study guide.

Plague	Pharaoh	Harem
Half-truth	Herdsmen	Proximity
Tithe	Plunder	El Elyon
Adonai	Prophetic	Handmaiden
Haughty	Irreverent	Encounter
	El Roi	

Reading Assignment: Read pages 36 through 38 in your study guide.

Recommended Bible Reading: Turn to page 38 of your study guide and find the recommended Bible reading. Read these scriptures in your Bible.

Big Picture of the Bible –Old Testament
Module 1: The Beginning of Mankind
Section 5: A Man Named Abram

Review Questions: Read each question and then choose the “best” answer (a, b, c, or d) based on the assigned reading from your *Big Picture of the Bible—Old Testament* study guide.

- 1) Which of Noah’s sons was an ancestor of Abram (Abraham)?
 - a) Shem
 - b) Ham
 - c) Japheth
 - d) Canaan

- 2) What did God instruct Abram (Abraham) to do in the beginning of this lesson?
 - a) Build an altar.
 - b) Tell Hagar to move to Egypt.
 - c) Tell the Pharaoh that Sarai (Sarah) was his sister.
 - d) Leave his father’s house in Haran and go to a land the Lord would show him.

- 3) What did God promise Abram (Abraham) in the beginning of this lesson?
 - a) God promised that Abram would have a son named Ishmael.
 - b) God promised to make Abram wealthy with plenty of cattle and sheep.
 - c) God promised that all families on earth would be blessed through Abram’s offspring.
 - d) God promised to keep Abram and his descendants safe from their enemies.

- 4) What land did God lead Abram to in the beginning of this lesson?
 - a) Egypt
 - b) Canaan
 - c) Haran
 - d) Babylonia

- 5) Who was “Pharaoh?”
 - a) One of Abram’s servants
 - b) The Egyptian king
 - c) One of Egypt’s soldiers
 - d) The Egyptian High Priest

Big Picture of the Bible –Old Testament
Module 1: The Beginning of Mankind
Section 5: A Man Named Abram

- 6) How did Abram deceive Pharaoh?
- He led him to believe that Lot was his son and not his nephew.
 - He led him to believe that Sarai (Sarah) could not have children.
 - He led him to believe that Hagar was his wife.
 - He led him to believe that Sarai (Sarah) was his sister and not his wife.
- 7) In this lesson, some kings captured Lot. Abram came to Lot's rescue by defeating the kings. On Abram's return trip home, who did he meet and give a tenth of his plunder?
- Terah, his father
 - Sarai, his wife
 - His nephew
 - Melchizedek, King of Salem
- 8) Abram became discouraged and wondered if he would ever have a child. God appeared to him in a prophetic dream and confirmed his covenant with Abram. What did God tell Abram?
- God told Abram he would have a son with Hagar.
 - God told Abram his descendants would be enslaved in a foreign country and outlined the boundaries of the land they would one day occupy.
 - God told Abram he would have a son and he was to name him Ishmael.
 - God told Abram to give one tenth of his wealth to Melchizedek as a tithe.
- 9) Abram and Sarai were getting up in age and still did not have any children. What did they decide to do?
- Sarai and Abram went to a doctor for help.
 - Sarai suggested that Abram have a child with Hagar, her handmaiden, and Abram agreed.
 - Abram and Sarai adopted Lot, their nephew.
 - Abram and Sarai decided to wait on God to give them children.
- 10) When Abram was 86 years old, he finally had a son. What was this son's name?
- Ishmael
 - Isaac
 - Abraham
 - Hagar


Big Picture of the Bible –Old Testament
Module 1: The Beginning of Mankind
Section 5: A Man Named Abram

Inductive Study: Use the table on page 25 of *Big Picture of the Bible—Old Testament* and your assigned reading to complete the table below. Fill in the answer to each question in the space provided below.

Section 5: A Man Named Abram	Who, Where, When, What, Why, and How
Who were the people you read about in this section?	
Where did Abram move to in this lesson?	
When did the events in this section take place? (See the Approx. Timeline on page 25.)	
What specific events took place in this section? (List a few major events that happened in this section.)	
Why are these events in the Bible? In your opinion, why did God want you to know about these events?	
How would you describe God’s character in this section? What was God doing?	

Big Picture of the Bible –Old Testament
Module 1: The Beginning of Mankind
Section 5: A Man Named Abram

Crossword Puzzle: Use the vocabulary words for this lesson to fill in the answers to the crossword puzzle.



Big Picture of the Bible –Old Testament
Module 1: The Beginning of Mankind
Section 5: A Man Named Abram

Vocabulary Crossword Puzzle:

Across

3. The owner or keeper of cattle or sheep
5. A partially true statement intended to deceive
7. To infest or afflict with disease or calamity
10. State of being next to or near to
12. In ancient times, a female servant
14. Showing a lack of respect

Down

1. Foretelling of events supernaturally
2. That which is taken by force from an enemy
4. Lord, Master, a designation of authority
5. Displaying pride, arrogance, an attitude of superiority
6. In ancient times, living quarters for wives and mistresses
8. Hebrew word meaning “The God who Sees”
9. The Tenth part of anything
11. A meeting or confrontation
13. Hebrew word meaning “God Most High”

Big Picture of the Bible –Old Testament
Module 1: The Beginning of Mankind
Section 5: A Man Named Abram

Geography Assignment: Turn to the map on page 25 of your study guide and complete the following:

- 1.) When the flood waters subsided, Noah's ark came to rest on the mountains of Ararat. Circle the "Mountains of Ararat" on the map in your study guide. Write the words, "Noah's Ark," next to your circle on the map.
- 2.) The tower of Babel was located near Babylonia. Circle "Babylonia" on the map and write the words, "Tower of Babel," next to your circle on the map.
- 3.) According to Genesis 10:8 – 10, Nimrod, a descendant of Noah's son, Ham, built a mighty empire in the plains of Babylonia. Draw a line from the "Mountains of Ararat" to "Babylonia." Write the words, "Nimrod's Route," next to your line on the map.
- 4.) According to Genesis 11:31, Abram's father, Terah, moved from "Ur of the Chaldeans" to "Haran" with his family. Find the "Ur of the Chaldeans" on the map and circle it. Find "Haran" on the map and circle it. Now, draw a line from "Ur of the Chaldeans" to "Haran." Write the words, "Terah's Route," next to your line on the map.
- 5.) God told Abram to leave his father's house and travel to a land He would show him. God guided Abram to the land of "Canaan." Circle "Canaan" on the map. Draw a line from "Haran" to "Canaan." Write the words, "Abram's Route," next to your line on the map.

Big Picture of the Bible –Old Testament
Module 1: The Beginning of Mankind
Section 5: A Man Named Abram

Writing Assignment 1: In this lesson, Abram and Sarai did several things that were contrary to God’s righteous character. What were their human weaknesses or mistakes?

Abram and Sarai’s Human Weaknesses or Mistakes

Date: _____

Big Picture of the Bible—Old Testament
Module 1: The Beginning of Mankind
Chapter Research Assignments

Select one or more of the research assignments listed below. Research and gather information from the internet, the library, and/or your Bible to complete the assignment (s) you have selected.

1) The Trinity: How did the word “Trinity” come into existence?

Our one God is three distinct beings: God the Father; Jesus the Son; and the Holy Spirit. These three beings are collectively referred to as the *Trinity*. Although the word “Trinity” is commonly used to describe our (one) God in (three) beings, it is not a biblical term; i.e., the word “Trinity” is not in the Bible. Research the word “Trinity.” Write a paper describing how the word “Trinity” came into existence.

2) Creationism, Darwin’s Theory of Evolution, and Intelligent Design: What’s the Difference?

The Bible tells us that God created the world and everything in it. However, the scientific community continues to embrace the theory of evolution. There are three main beliefs about the origin of life. They are as follows: Creationism, Darwin’s Theory of Evolution, and Intelligent Design. Research these three beliefs and write an essay explaining each.

- A.) Creationism (What the Bible Says)
- B.) Darwin’s Theory of Evolution (What Scientists Say)
- C.) Intelligent Design (What Others Are Saying)

3) Genealogy: Who were Abram’s (Abraham’s) ancestors?

A genealogy is an account or a summary of a person’s family ancestry or family history. Create a list or draw a picture of Abram’s (Abraham’s) genealogy that shows how he was related to Adam, the first man. Read Genesis 5:3 – 32; 10:1, 11:10 – 26 to identify Abram’s (Abraham’s) ancestors. Work backwards, starting your list with Abram (Abraham) and then Abram’s father, his grandfather, his great grandfather and so on until you get to Adam. When you finish, identify the people in Abram’s (Abraham’s) genealogy that you read about in your study guide. Write a few sentences describing what these people did and the lessons you learned from their stories. Next, find Jesus’ genealogy in Luke 3:34 – 38. Compare Abram’s genealogy to Jesus’ genealogy. Write a few sentences describing the results of your comparison.

Big Picture of the Bible—Old Testament
Module 1: The Beginning of Mankind
Chapter Review

Demonstrate your understanding of the material presented in Chapter 1 of your *Big Picture of the Bible—Old Testament* study guide.

- 1) Prayerfully read the meditation scriptures and prayer on page 39.
- 2) Answer the questions listed on pages 40 through 46 of your study guide.
- 3) Prayerfully read the closing prayer on page 47.

Congratulations!!

You have finished Module 1 of the Big Picture of the Bible—Old Testament Lesson Plans.