

Big Picture of the Bible—New Testament (Module 5)
Chapter 4: Jesus’ Death and Resurrection
Table of Contents

Lesson	Pages
Summary	2 – 6
Section 1: Entering Jerusalem	7 – 14
Section 2: Debates and Warnings	15 – 22
Section 3: Jesus’ Farewell	23 – 31
Section 4: Jesus’ Arrest & Trial	32 – 39
Section 5: Crucifixion & Resurrection	40 – 52
Chapter Review	53

Important Note to Parents or Teachers: The word “prostitute” is used in this module. Jesus told religious leaders that tax collectors and prostitutes would make it to heaven before they would in Matthew 21:31 – 32. Determine the need to explain the word “prostitute” to students before beginning this module.

Big Picture of the Bible—New Testament (Module 5)
Chapter 4: Jesus' Death and Resurrection
Summary

Lesson Objectives: To understand the major events of Jesus' death and resurrection and the sequence in which they occurred.

Prayer: Prayerfully read the opening prayer on page 97 in your study guide.

Vocabulary Words: The words listed below are sequenced in the order in which they appear in your *Big Picture of the Bible* study guide. Highlight or underline each of these words (or a form of the word) in your study guide. Write a short definition for each word. Use the glossary in the back of your study guide or your dictionary as needed. If the word has several different meanings, choose the one that best defines how the word is used in your study guide.

Anguish	Strategy	Betray	Warrant
Verdict	Flog	Incite	Riot

Reading Assignment: Read pages 98 through 99 in your study guide.

Big Picture of the Bible—New Testament (Module 5)
Chapter 4: Jesus' Death and Resurrection
Summary

Review Questions: Read each question and then choose the “best” answer (a, b, c, or d) based on the assigned reading from your *Big Picture of the Bible—New Testament* study guide.

- 1) According to John’s gospel, where was Jesus on the Sabbath (Saturday) before His death?
 - a) Jesus was in Nazareth with His mother and brothers.
 - b) Jesus was in Bethlehem with His relatives.
 - c) Jesus was in Bethany with Lazarus, Martha, and Mary.
 - d) Jesus was in Capernaum with His twelve disciples.

- 2) On the Sunday before Jesus’ death, He rode into Jerusalem with large crowds of people following close behind Him. What was Jesus riding?
 - a) A horse
 - b) A camel
 - c) A stallion
 - d) A donkey

- 3) On the Monday before Jesus’ death, He chased the merchants out of the Temple. Why was Jesus outraged?
 - a) Jesus was outraged because they refused to sell Him a lamb for the Passover celebration.
 - b) Jesus was outraged because they were disrespecting God’s house by selling animals.
 - c) Jesus was outraged because they refused to pay the Temple tax required by Jewish law.
 - d) Jesus was outraged because they were killing animals in front of the Temple.

- 4) On the Tuesday before Jesus’ death, He talked about future events. What did Jesus predict?
 - a) Jesus predicted the destruction of the Temple.
 - b) Jesus predicted the fall of the Babylonian Empire.
 - c) Jesus predicted Alexander the Great’s death.
 - d) Jesus predicted the downfall of Herod the Great.

- 5) Who agreed to betray Jesus?
 - a) One of the Pharisees
 - b) One of the Sadducees
 - c) Caiaphas, the High Priest
 - d) Judas, one of Jesus’ disciples

Big Picture of the Bible—New Testament (Module 5)
Chapter 4: Jesus' Death and Resurrection
Summary

- 6) On the Thursday before Jesus' death, Jesus and His disciples met in an upstairs room to celebrate a Jewish holiday. What holiday did they celebrate?
 - a) The Sabbath
 - b) Passover
 - c) Hanukkah
 - d) The Festival of Shelters

- 7) Where was Jesus when Judas betrayed Him with a kiss?
 - a) Jesus was in Gethsemane at the Mount of Olives.
 - b) Jesus was in Nazareth.
 - c) Jesus was on the shore near the Sea of Galilee.
 - d) Jesus was on the top of a mountain.

- 8) Early Friday morning, Caiaphas and other religious leaders held a trial and charged Jesus with a crime. What was the charge against Jesus?
 - a) Blasphemy
 - b) Treason
 - c) Theft
 - d) Murder

- 9) Who gave in to the people's demands and ordered Jesus' death by crucifixion?
 - a) Annas
 - b) Caiaphas
 - c) Herod
 - d) Pilate

- 10) Jesus was crucified and died on Friday. What happened on Sunday morning?
 - a) Jesus was buried.
 - b) Pilate posted guards at the tomb.
 - c) Jesus was removed from the cross.
 - d) Jesus' tomb was found empty.

Big Picture of the Bible—New Testament (Module 5)
Chapter 4: Jesus' Death and Resurrection
Summary

Vocabulary Mix and Match: Match each vocabulary word with its definition. Enter the alphabet associated with the correct definition in the space provided.

- | | | |
|-------------|-------|--|
| 1) Anguish | _____ | A) Show to be reasonable or adequate grounds for |
| 2) Strategy | _____ | B) To beat severely with a whip, rod, or cane |
| 3) Betray | _____ | C) To stir up, provoke, rouse to action |
| 4) Warrant | _____ | D) Extreme physical or mental distress or agony |
| 5) Verdict | _____ | E) Public violence by an unruly mob |
| 6) Flog | _____ | F) To deliver to an enemy by treachery |
| 7) Incite | _____ | G) Findings of a jury or judge |
| 8) Riot | _____ | H) An elaborate plan of action |



www.bigpictureofthebible.com

**Big Picture of the Bible—New Testament (Module 5)
Chapter 4: Jesus' Death and Resurrection
Summary**

Writing Assignment: Write a prayer using the ACTS pattern of prayer you learned on page 8 of Module 1.

Date: _____

Prayer of Adoration, Confession, Thanksgiving, and Supplication

Big Picture of the Bible—New Testament (Module 5)
Chapter 4: Jesus' Death and Resurrection
Section 1: Entering Jerusalem

Lesson Objectives: To understand the key events that occurred the Sunday and Monday before Jesus' death.

Memory Verse:

"Anyone who wants to be my disciple must follow me, because my servants must be where I am. And the Father will honor anyone who serves me." (John 12:26 NLT)

Prayer: Prayerfully read the opening prayer on page 97 in your study guide.

Vocabulary Words: The words listed below are sequenced in the order in which they appear in your *Big Picture of the Bible* study guide. Highlight or underline each of these words (or a form of the word) in your study guide. Write a short definition for each word. Use the glossary in the back of your study guide or your dictionary as needed. If the word has several different meanings, choose the one that best defines how the word is used in your study guide.

Makeshift
Revolt
Gloomy

Contemporary
Siege
Disillusioned

Triumphal
Prospective
Expectation

Profound
Impending
Phenomena

Reading Assignment: Read pages 103 through 105 in your study guide.

Recommended Bible Reading: Turn to page 105 of your study guide and find the recommended Bible reading. Read these scriptures in your Bible.

Big Picture of the Bible—New Testament (Module 5)
Chapter 4: Jesus' Death and Resurrection
Section 1: Entering Jerusalem

Review Questions: Read each question and then choose the “best” answer (a, b, c, or d) based on the assigned reading from your *Big Picture of the Bible—New Testament* study guide.

- 1) On the Sunday before Jesus' death, He and His disciples set out for Jerusalem. The people followed close behind. What did the people place in the road as Jesus passed by?
 - a) The people lined the road with stones and fig tree branches.
 - b) The people lined the road with palm branches and stones.
 - c) The people lined the road with cloaks and palm branches
 - d) The people lined the road with cloaks and fig tree branches.

- 2) What is the meaning of the Hebrew word “Hosanna?”
 - a) Jesus is the King of Israel.
 - b) Jesus is Our Savior.
 - c) Save us now.
 - d) Save yourself.

- 3) The Pharisees tried to stop the people from declaring Jesus the King of Israel. What did Jesus say would start shouting (crying out) if the people kept quiet?
 - a) Jesus said the palm branches would start shouting.
 - b) Jesus said the stones would start shouting.
 - c) Jesus said the animals would start shouting.
 - d) Jesus said the fig trees would start shouting.

- 4) What prediction did Jesus make about the city of Jerusalem?
 - a) Jesus predicted that Jerusalem would defeat the Romans.
 - b) Jesus predicted the destruction of Jerusalem.
 - c) Jesus predicted the return of Jews to Jerusalem.
 - d) Jesus predicted that Jerusalem would prosper.

- 5) What did Jesus curse because it had not produced fruit?
 - a) A fig tree
 - b) A grape vine
 - c) An olive tree
 - d) A palm tree

Big Picture of the Bible—New Testament (Module 5)
Chapter 4: Jesus' Death and Resurrection
Section 1: Entering Jerusalem

- 6) Who was Jesus talking to when He said, “The Scriptures declare, ‘My Temple will be called a house of prayer,’ but you have turned it into a den of thieves?”
- a) Jesus was talking to the Pharisees.
 - b) Jesus was talking to the Sadducees.
 - c) Jesus was talking to the priests.
 - d) Jesus was talking to the merchants.
- 7) Who asked Philip to introduce them to Jesus?
- a) Some tax collectors
 - b) Some Greeks
 - c) Some Roman soldiers
 - d) Some Jewish leaders
- 8) Who went with Philip to introduce people to Jesus?
- a) Peter
 - b) Andrew
 - c) John
 - d) James
- 9) In this lesson, people in the crowd reminded Jesus of an Old Testament prophecy about the Messiah. Which prophecy did they mention to Jesus?
- a) They said the Messiah was supposed to live forever.
 - b) They said the Messiah was supposed to be born in Bethlehem.
 - c) They said the Messiah was supposed to be a descendant of King David.
 - d) They said the Messiah was supposed to be born of a virgin.
- 10) Where did Jesus and His disciples stay overnight while they were in Jerusalem?
- a) They stayed overnight in Bethany.
 - b) They stayed overnight in Samaria.
 - c) They stayed overnight in Nazareth.
 - d) They stayed overnight in Bethlehem.


Big Picture of the Bible—New Testament (Module 5)
Chapter 4: Jesus' Death and Resurrection
Section 1: Entering Jerusalem

Inductive Study: Use the table on page 100 in your study guide and the assigned reading for this section to complete the table below. Fill in the answer to each question in the space provided.

Section 1: Entering Jerusalem	Who, Where, When, What, Why, and How
Who were the people you read about in this section?	
Where were the people in this section?	
When did the events in this section take place? (See the Approx. Timeline on page 100.)	
What specific events took place in this section? (List a few major events that happened in this section.)	
Why are these events in the Bible? In your opinion, why did God want you to know about these events?	
How would you describe Jesus' character in this section?	

Big Picture of the Bible—New Testament (Module 5)
Chapter 4: Jesus' Death and Resurrection
Section 1: Entering Jerusalem

Crossword Puzzle: Use the vocabulary words for this lesson to fill in the answers to the crossword puzzle.



Big Picture of the Bible—New Testament (Module 5)
Chapter 4: Jesus' Death and Resurrection
Section 1: Entering Jerusalem

Vocabulary Crossword Puzzle Clues:

Across

2. Relating to the future, looking forward in time
5. About to occur, close in time
7. That which strikes one as strange or unusual
9. Freed from a belief so as to shatter or disappoint
11. A joyful celebration of victory
12. Belonging to the present time

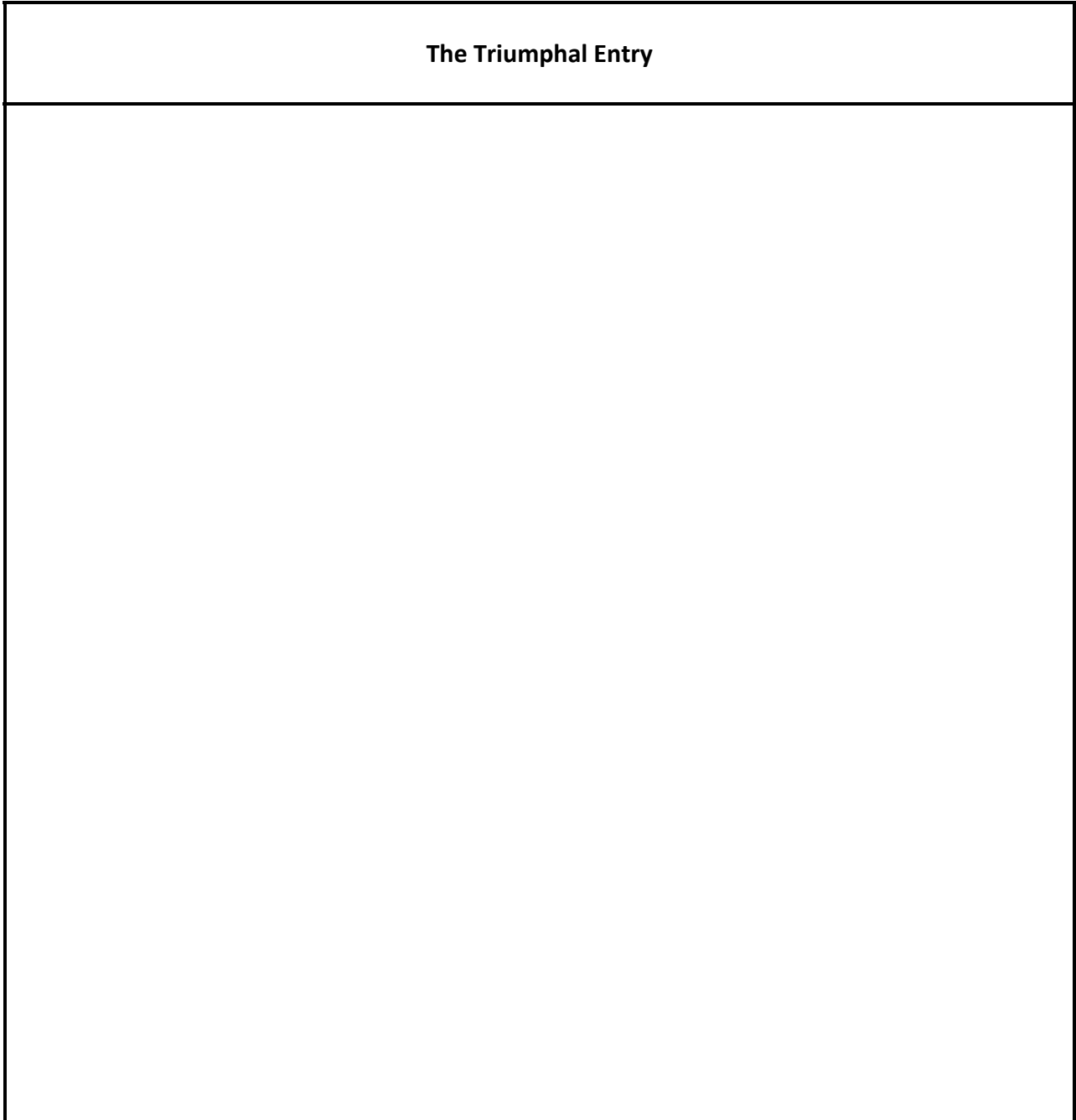
Down

1. Made using whatever is available to meet a need
3. Belief about what will happen in the future
4. Of great intensity, deeply felt, far-reaching
6. To turn against or reject
8. Depressingly dark, sad, downcast
10. An army's actions to take possession of a fortified place

Big Picture of the Bible—New Testament (Module 5)
Chapter 4: Jesus' Death and Resurrection
Section 1: Entering Jerusalem

Creative Assignment: The Sunday before Jesus' death, He rode into Jerusalem on a donkey. This event is called "The Triumphal Entry" and is described in Matthew 21:1-11; Mark 11:1-11; Luke 19:28-44; and John 12:12-19. Read these scriptures in your Bible and draw a picture of the "The Triumphal Entry."

The Triumphal Entry



**Big Picture of the Bible—New Testament (Module 5)
Chapter 4: Jesus' Death and Resurrection
Section 1: Entering Jerusalem**

Writing Assignment: The memory verse for this lesson is printed below. Read it and write your thoughts about what it means to you.

“Anyone who wants to be my disciple must follow me, because my servants must be where I am. And the Father will honor anyone who serves me.” (John 12:26 NLT)

Big Picture of the Bible—New Testament (Module 5)
Chapter 4: Jesus' Death and Resurrection
Section 2: Debates and Warnings

Lesson Objectives: To understand the key events that occurred the Tuesday before Jesus' death.

Memory Verse: *"You must love the LORD your God with all your heart, all your soul, and all your mind.' This is the first and greatest commandment. A second is equally important: 'Love your neighbor as yourself.' The entire law and all the demands of the prophets are based on these two commandments."* (Matthew 22:37-40 NLT)

Prayer: Prayerfully read the opening prayer on page 97 in your study guide.

Vocabulary Words: The words listed below are sequenced in the order in which they appear in your *Big Picture of the Bible* study guide. Highlight or underline each of these words (or a form of the word) in your study guide. Write a short definition for each word. Use the glossary in the back of your study guide or your dictionary as needed. If the word has several different meanings, choose the one that best defines how the word is used in your study guide.

Dumbfounded	Contingent	Devise	Deception	Sect
Scenario	Essence	Corruption	Systematic	Prestige

Reading Assignment: Read pages 106 through 109 in your study guide.

Recommended Bible Reading: Turn to page 109 of your study guide and find the recommended Bible reading. Read these scriptures in your Bible.

Big Picture of the Bible—New Testament (Module 5)
Chapter 4: Jesus' Death and Resurrection
Section 2: Debates and Warnings

Review Questions: Read each question and then choose the “best” answer (a, b, c, or d) based on the assigned reading from your *Big Picture of the Bible—New Testament* study guide.

- 1) Who pointed out that the fig tree Jesus cursed had withered?
 - a) Peter
 - b) Andrew
 - c) James
 - d) John

- 2) When religious leaders questioned Jesus' authority to chase the merchants out of the Temple, He said they must first answer one of His questions. What question did Jesus ask them?
 - a) Jesus asked if Moses had been sent from God.
 - b) Jesus asked if Elijah had been sent from God.
 - c) Jesus asked if John the Baptist had been sent from God.
 - d) Jesus asked if the Messiah had been sent from God.

- 3) Who did Jesus say would make it to heaven before the religious leaders who questioned His authority?
 - a) Tax collectors and prostitutes
 - b) Those who were demon-possessed
 - c) Mary Magdalene
 - d) Zealots

- 4) Some students of the Pharisees asked Jesus if it is right for Jews to pay taxes to Caesar. What was Jesus' answer?
 - a) Jesus said it is not right for Jews to pay taxes to Caesar because Caesar is not God.
 - b) Jesus said Caesar does not honor God, so Jews should not pay taxes to Caesar.
 - c) Jesus said Caesar is the king of this world, so Jews should rightfully pay taxes to Caesar.
 - d) Jesus said give to Caesar what belongs to Caesar, and give to God what belongs to God.

- 5) Which of the following groups of people did not believe in life after death?
 - a) The Pharisees
 - b) The Sadducees
 - c) John the Baptists' Disciples
 - d) Jesus' Disciples

Big Picture of the Bible—New Testament (Module 5)
Chapter 4: Jesus' Death and Resurrection
Section 2: Debates and Warnings

- 6) Which of the following did Jesus say is the first and greatest commandment?
 - a) Observe the Sabbath day by keeping it holy.
 - b) Love your neighbor as yourself
 - c) Honor your father and mother.
 - d) You must love the Lord your God with all your heart.

- 7) Which commandment did Jesus say is equally as important as the first commandment?
 - a) Observe the Sabbath day by keeping it holy.
 - b) Love your neighbor as yourself.
 - c) Honor your father and mother.
 - d) You must love the Lord your God with all your heart.

- 8) Who did Jesus praise when she dropped two pennies in the collection box?
 - a) A demon-possessed woman
 - b) One of Jesus' followers
 - c) A poor widow
 - d) Mary Magdalene

- 9) Where was Jesus when He talked to His disciples about future events?
 - a) Jesus was in Galilee.
 - b) Jesus was at the Mount of Olives.
 - c) Jesus was in Samaria.
 - d) Jesus was in Bethlehem.

- 10) Judas attended a secret meeting and agreed to betray Jesus. Who held the secret meeting?
 - a) Caiaphas, the high priest
 - b) A Pharisee named Nicodemus
 - c) Herod, the King
 - d) Pilate, the governor

Big Picture of the Bible—New Testament (Module 5)
Chapter 4: Jesus' Death and Resurrection
Section 2: Debates and Warnings

Inductive Study: Use the table on page 100 in your study guide and the assigned reading for this section to complete the table below. Fill in the answer to each question in the space provided.

Section 2: Debates and Warnings	Who, Where, When, What, Why, and How
Who were the people you read about in this section?	
Where were the people in this section?	
When did the events in this section take place? (See the Approx. Timeline on page 100.)	
What specific events took place in this section? (List a few major events that happened in this section.)	
Why are these events in the Bible? In your opinion, why did God want you to know about these events?	
How would you describe Jesus' character in this section?	

Big Picture of the Bible—New Testament (Module 5)
Chapter 4: Jesus' Death and Resurrection
Section 2: Debates and Warnings

Vocabulary Mix and Match: Match each vocabulary word with its definition. Enter the alphabet associated with the correct definition in the space provided.

- | | | |
|----------------|-------|---|
| 1) Dumbfounded | _____ | A) To lay out or come up with a plan |
| 2) Contingent | _____ | B) A subdivision of a religious group |
| 3) Devise | _____ | C) High standing achieved through success or influence |
| 4) Deception | _____ | D) An outline or sequence of possible events |
| 5) Sect | _____ | E) Stunned speechless, confused, amazed |
| 6) Scenario | _____ | F) Proceeding according to a system or method |
| 7) Essence | _____ | G) Lack of integrity or honesty |
| 8) Corruption | _____ | H) A gathering of people representative of a larger group |
| 9) Systematic | _____ | I) Character or quality marking the true nature or being |
| 10) Prestige | _____ | J) A misleading or false representation |

Big Picture of the Bible—New Testament (Module 5)
Chapter 4: Jesus' Death and Resurrection
Section 2: Debates and Warnings

Creative Assignment: The Tuesday before Jesus' death, religious leaders confronted Jesus and asked Him a series of questions. Read about this confrontation in Mark 12:13 – 34. Recreate these verses of Scripture by writing a short play or composing a poem.

Big Picture of the Bible—New Testament (Module 5)
Chapter 4: Jesus’ Death and Resurrection
Section 2: Debates and Warnings

Writing Assignment 1: The memory verse for this lesson is printed below. Read it and write your thoughts about what it means to you.

“You must love the LORD your God with all your heart, all your soul, and all your mind.’ This is the first and greatest commandment. A second is equally important: ‘Love your neighbor as yourself.’ The entire law and all the demands of the prophets are based on these two commandments.” (Matthew 22:37-40 NLT)

Big Picture of the Bible—New Testament (Module 5)
Chapter 4: Jesus' Death and Resurrection
Section 2: Debates and Warnings

Writing Assignment 2: Write a prayer using the ACTS pattern of prayer you learned on page 8 of Module 1.

Date: _____

Prayer of Adoration, Confession, Thanksgiving, and Supplication

Big Picture of the Bible—New Testament (Module 5)
Chapter 4: Jesus' Death and Resurrection
Section 3: Jesus' Farewell

Lesson Objectives: To understand the key events that occurred the Thursday before Jesus' death.

Memory Verse: *"So now I am giving you a new commandment: Love each other. Just as I have loved you, you should love each other. Your love for one another will prove to the world that you are my disciples."* (John 13:34-35NLT)

Prayer: Prayerfully read the opening prayer on page 97 in your study guide.

Vocabulary Words: The words listed below are sequenced in the order in which they appear in your *Big Picture of the Bible* study guide. Highlight or underline each of these words (or a form of the word) in your study guide. Write a short definition for each word. Use the glossary in the back of your study guide or your dictionary as needed. If the word has several different meanings, choose the one that best defines how the word is used in your study guide.

Preparation	Customary	Remission	Abandon	Embodiment
Advocate	Counselor	Distress	Fervently	Exhausted

Reading Assignment: Read pages 110 through 113 in your study guide.

Recommended Bible Reading: Turn to page 113 of your study guide and find the recommended Bible reading. Read these scriptures in your Bible.

Big Picture of the Bible—New Testament (Module 5)
Chapter 4: Jesus' Death and Resurrection
Section 3: Jesus' Farewell

Review Questions: Read each question and then choose the “best” answer (a, b, c, or d) based on the assigned reading from your *Big Picture of the Bible—New Testament* study guide.

- 1) Where did Jesus and His disciples eat the Passover meal?
 - a) At the Mount of Olives
 - b) At Lazarus' house in Bethany
 - c) At Jerusalem in an upstairs room
 - d) At Bethlehem in an Inn

- 2) Who washed the disciples' feet before the Passover meal?
 - a) A man's servant
 - b) Martha and Mary
 - c) Peter
 - d) Jesus

- 3) What was Jesus holding in His hand when He said, “This is my body, which is given for you?”
 - a) A cup of wine
 - b) A leg of lamb
 - c) A pinch of salt
 - d) A piece of bread

- 4) What was in the cup Jesus held in His hand when He said, “This cup is the new covenant . . . confirmed with my blood, which is poured out as a sacrifice for you?”
 - a) A cup of wine
 - b) A cup of water
 - c) A cup of tomato juice
 - d) A cup of olive oil

- 5) Which one of the disciples ate a piece of bread and then immediately left the upstairs room?
 - a) Philip
 - b) Nathanael
 - c) Judas Iscariot
 - d) Simon the Zealot

Big Picture of the Bible—New Testament (Module 5)
Chapter 4: Jesus' Death and Resurrection
Section 3: Jesus' Farewell

- 6) Who did Jesus call an Advocate and a Counselor who would lead us into all truth?
 - a) The angel Gabriel
 - b) The Holy Spirit
 - c) The prophet Elijah
 - d) Apostle Paul

- 7) Where did Jesus and the disciples go after they ate the Passover meal?
 - a) To the Mount of Olives
 - b) To Lazarus' house in Bethany
 - c) To an upstairs room in Galilee
 - d) To an Inn in Bethlehem

- 8) Who did Jesus ask to join Him in prayer in a garden grove called Gethsemane?
 - a) Jesus asked Peter and Andrew to pray with Him.
 - b) Jesus asked Philip and Nathanael to pray with Him.
 - c) Jesus asked Peter, James, and John to pray with Him.
 - d) Jesus asked Peter, John, and Philip to pray with Him.

- 9) What did the disciples do while Jesus was praying in a garden grove called Gethsemane?
 - a) The disciples were arguing.
 - b) The disciples were eating.
 - c) The disciples were praying.
 - d) The disciples were sleeping.

- 10) As Jesus was praying at Gethsemane, who suddenly appeared accompanied by a large number of Roman soldiers and Temple guards?
 - a) An angel
 - b) Herod
 - c) Pilate
 - d) Judas


Big Picture of the Bible—New Testament (Module 5)
Chapter 4: Jesus' Death and Resurrection
Section 3: Jesus' Farewell

Inductive Study: Use the table on page 100 in your study guide and the assigned reading for this section to complete the table below. Fill in the answer to each question in the space provided.

Section 3: Jesus' Farewell	Who, Where, When, What, Why, and How
Who were the people you read about in this section?	
Where were the people in this section?	
When did the events in this section take place? (See the Approx. Timeline on page 100.)	
What specific events took place in this section? (List a few major events that happened in this section.)	
Why are these events in the Bible? In your opinion, why did God want you to know about these events?	
How would you describe Jesus' character in this section?	

Big Picture of the Bible—New Testament (Module 5)
Chapter 4: Jesus' Death and Resurrection
Section 3: Jesus' Farewell

Crossword Puzzle: Use the vocabulary words for this lesson to fill in the answers to the crossword puzzle.



Big Picture of the Bible—New Testament (Module 5)
Chapter 4: Jesus' Death and Resurrection
Section 3: Jesus' Farewell

Vocabulary Crossword Puzzle Clues:

Across

1. One who defends or pleads in favor of another
5. Pardon or release from a penalty or debt
7. The act of getting ready or in condition beforehand
8. Passionately earnest, full of intensity and zeal
9. Extremely tired, drained of energy

Down

1. To give up or leave behind
2. Someone who gives advice
3. Commonly used or practiced as usual
4. Extreme physical or mental pain or suffering
6. To represent something abstract in physical form

Big Picture of the Bible—New Testament (Module 5)
Chapter 4: Jesus’ Death and Resurrection
Section 3: Jesus’ Farewell

Creative Assignment: On Thursday before Jesus’ death, Jesus washed His disciples’ feet and ate the Passover meal with them. Read the scriptural account of this event as described in John 13:1 – 30 and Matthew 26:26 – 30. Recreate the scene by composing a poem or writing a song.



www.bigpictureofthebible.com

Big Picture of the Bible—New Testament (Module 5)
Chapter 4: Jesus' Death and Resurrection
Section 3: Jesus' Farewell

Writing Assignment 1: The memory verse for this lesson is printed below. Read it and write your thoughts about what it means to you. What is the difference between loving others as you love yourself and loving others as Jesus has loved you?

"So now I am giving you a new commandment: Love each other. Just as I have loved you, you should love each other. Your love for one another will prove to the world that you are my disciples." (John 13:34-35NLT)

Big Picture of the Bible—New Testament (Module 5)
Chapter 4: Jesus' Death and Resurrection
Section 3: Jesus' Farewell

Writing Assignment 2: Write a prayer using the ACTS pattern of prayer you learned on page 8 of Module 1.

Date: _____

Prayer of Adoration, Confession, Thanksgiving, and Supplication

Big Picture of the Bible—New Testament (Module 5)
Chapter 4: Jesus' Death and Resurrection
Section 4: Jesus' Arrest & Trial

Lesson Objectives: To understand the key events that occurred on the Friday of Jesus' death.

Memory Verse: *"(Jesus) personally carried our sins in his body on the cross so that we can be dead to sin and live for what is right. By his wounds you are healed."* (1 Peter 2:24 NLT)

Prayer: Prayerfully read the opening prayer on page 97 in your study guide.

Vocabulary Words: The words listed below are sequenced in the order in which they appear in your *Big Picture of the Bible* study guide. Highlight or underline each of these words (or a form of the word) in your study guide. Write a short definition for each word. Use the glossary in the back of your study guide or your dictionary as needed. If the word has several different meanings, choose the one that best defines how the word is used in your study guide.

Remorse	Accuse	Allegation	Conviction
Jurisdiction	Prod	Mock	Insufficient
Vehement	Humiliation	Obscenity	Jeopardize

Reading Assignment: Read pages 114 through 118 in your study guide.

Recommended Bible Reading: Turn to page 118 of your study guide and find the recommended Bible reading. Read these scriptures in your Bible.

Big Picture of the Bible—New Testament (Module 5)
Chapter 4: Jesus' Death and Resurrection
Section 4: Jesus' Arrest & Trial

Review Questions: Read each question and then choose the “best” answer (a, b, c, or d) based on the assigned reading from your *Big Picture of the Bible—New Testament* study guide.

- 1) Judas led soldiers directly to Jesus. How did Judas greet Jesus?
 - a) Judas greeted Jesus with a smile.
 - b) Judas greeted Jesus with a handshake.
 - c) Judas greeted Jesus with a kiss.
 - d) Judas greeted Jesus with a hug.

- 2) Who grabbed a sword and cut off the right ear of a servant of the high priest?
 - a) Jesus
 - b) Judas
 - c) Peter
 - d) John

- 3) Who was the first person to interrogate Jesus after His arrest?
 - a) Annas
 - b) Caiaphas
 - c) Herod
 - d) Pilate

- 4) Who assembled the Sanhedrin (Jewish high court) and interrogated Jesus for the second time the night of His arrest?
 - a) Annas
 - b) Caiaphas
 - c) Herod
 - d) Pilate

- 5) According to the Sanhedrin (Jewish high court), what was Jesus' crime?
 - a) Blasphemy
 - b) Treason
 - c) Theft
 - d) Murder

Big Picture of the Bible—New Testament (Module 5)
Chapter 4: Jesus' Death and Resurrection
Section 4: Jesus' Arrest & Trial

- 6) How many times did Peter deny knowing Jesus?
 - a) 1
 - b) 3
 - c) 4
 - d) 7

- 7) How many pieces of silver did Judas receive for betraying Jesus?
 - a) 10
 - b) 20
 - c) 30
 - d) 40

- 8) What did the priests do with the silver coins Judas threw on the floor of the Temple?
 - a) The priests put the money in the collection box located outside of the Temple.
 - b) The priests bought a lamb and sacrificed it during the Passover celebration.
 - c) The priests bought a potter's field and turned it into a cemetery.
 - d) The priests paid for Judas' burial.

- 9) The Sanhedrin court did not have authority to issue a death sentence. Who was in Jerusalem and had authority to issue the death sentence?
 - a) Annas
 - b) Caiaphas
 - c) Herod
 - d) Pilate

- 10) Who had jurisdiction over Galilee and just happened to be in Jerusalem for Passover?
 - a) Annas
 - b) Caiaphas
 - c) Herod
 - d) Pilate

Big Picture of the Bible—New Testament (Module 5)
Chapter 4: Jesus' Death and Resurrection
Section 4: Jesus' Arrest & Trial

- 11) Who asked Jesus, "What is truth?"
- a) Annas
 - b) Caiaphas
 - c) Herod
 - d) Pilate
- 12) Who sent Pilate a note saying leave Jesus, an innocent man, alone?
- a) Pilate's daughter
 - b) Pilate's wife
 - c) Caesar's wife
 - d) Herod's wife
- 13) Jesus' accusers told Pilate that Jesus was guilty because He called Himself a king. Who did they say was their king?
- a) God
 - b) Caiaphas
 - c) Herod
 - d) Caesar
- 14) Pilate made a symbolic gesture and then said, "I am innocent of this man's blood. The responsibility is yours!" What symbolic gesture did Pilate make as he said this?
- a) Pilate read a note.
 - b) Pilate washed his hands.
 - c) Pilate flogged Jesus.
 - d) Pilate sacrificed a lamb.
- 15) Pilate released a prisoner and then ordered soldiers to crucify Jesus. Who was released?
- a) Barnabas
 - b) Barabbas
 - c) Bartimaeus
 - d) John the Baptist

Big Picture of the Bible—New Testament (Module 5)
Chapter 4: Jesus' Death and Resurrection
Section 4: Jesus' Arrest & Trial

Inductive Study: Use the table on page 100 in your study guide and the assigned reading for this section to complete the table below. Fill in the answer to each question in the space provided.

Section 4: Jesus' Arrest & Trial	Who, Where, When, What, Why, and How
Who were the people you read about in this section?	
Where were the people in this section?	
When did the events in this section take place? (See the Approx. Timeline on page 100.)	
What specific events took place in this section? (List a few major events that happened in this section.)	
Why are these events in the Bible? In your opinion, why did God want you to know about these events?	
How would you describe Jesus' character in this section?	

Big Picture of the Bible—New Testament (Module 5)
Chapter 4: Jesus' Death and Resurrection
Section 4: Jesus' Arrest & Trial

Vocabulary Mix and Match: Match each vocabulary word with its definition. Enter the alphabet associated with the correct definition in the space provided.

- | | | |
|-----------------|-------|--|
| 1) Remorse | _____ | A) A final judgment of guilty in a criminal case |
| 2) Accuse | _____ | B) To poke, jab, or stab with a pointed instrument |
| 3) Allegation | _____ | C) Not enough or not adequate |
| 4) Conviction | _____ | D) To charge or claim for a wrong-doing |
| 5) Jurisdiction | _____ | E) Extreme intensity of emotions |
| 6) Prod | _____ | F) An offensive word or phrase |
| 7) Mock | _____ | G) State of disgrace or loss of respect |
| 8) Insufficient | _____ | H) A feeling of deep regret |
| 9) Vehement | _____ | I) Pose a threat to, put in danger or at risk |
| 10) Humiliation | _____ | J) Territory in which legal power can be exercised |
| 11) Obscenity | _____ | K) To make fun of in jest, to ridicule |
| 12) Jeopardize | _____ | L) A formal accusation against somebody |

Big Picture of the Bible—New Testament (Module 5)
Chapter 4: Jesus' Death and Resurrection
Section 4: Jesus' Arrest & Trial

Creative Assignment: On the Friday of Jesus' death, He endured several interrogations and trials.

- 1) Read the scriptural accounts of these interrogations and trials as follows:
 - a.) Annas Interrogates Jesus (John 18:12 – 24)
 - b.) Caiaphas Interrogates Jesus (Mark 14:53 – 72)
 - c.) Jesus' Trial before Pilate and Herod (Luke 23:1 – 16)
 - d.) Jesus' Final Trial before Pilate (Matthew 27:11 – 26)

- 2) Recreate these scenes by writing a short play.

Big Picture of the Bible—New Testament (Module 5)
Chapter 4: Jesus’ Death and Resurrection
Section 4: Jesus’ Arrest & Trial

Writing Assignment: The memory verse for this lesson is printed below. Read it and write your thoughts about what it means to you.

“(Jesus) personally carried our sins in his body on the cross so that we can be dead to sin and live for what is right. By his wounds you are healed.”

(1 Peter 2:24 NLT)

Big Picture of the Bible—New Testament (Module 5)
Chapter 4: Jesus' Death and Resurrection
Section 5: Crucifixion & Resurrection

Lesson Objectives: To understand the key events that occurred during the crucifixion and resurrection.

Memory Verse: *“Therefore, go and make disciples of all the nations, baptizing them in the name of the Father and the Son and the Holy Spirit. Teach these new disciples to obey all the commands I have given you. And be sure of this: I am with you always, even to the end of the age.”* (Matthew 28:19-20 NLT)

Prayer: Prayerfully read the opening prayer on page 97 in your study guide.

Vocabulary Words: The words listed below are sequenced in the order in which they appear in your *Big Picture of the Bible* study guide. Highlight or underline each of these words (or a form of the word) in your study guide. Write a short definition for each word. Use the glossary in the back of your study guide or your dictionary as needed. If the word has several different meanings, choose the one that best defines how the word is used in your study guide.

Gall	Excruciating	Sarcastic	Agony	Entrust
Violation	Precaution	Rupture	Commit	Commission

Reading Assignment: Read pages 119 through 123 in your study guide.

Recommended Bible Reading: Turn to page 123 of your study guide and find the recommended Bible reading. Read these scriptures in your Bible.

Big Picture of the Bible—New Testament (Module 5)
Chapter 4: Jesus' Death and Resurrection
Section 5: Crucifixion & Resurrection

Review Questions: Read each question and then choose the “best” answer (a, b, c, or d) based on the assigned reading from your *Big Picture of the Bible—New Testament* study guide.

- 1) Jesus was forced to carry a heavy wooden cross to the place where He would be crucified. Who was stopped and forced to help Jesus carry His cross?
 - a) Simon Peter
 - b) Barabbas
 - c) Two criminals
 - d) Simon of Cyrene

- 2) The place where Jesus was crucified is called “Calvary” in Latin and “Golgotha” in Hebrew. What is the English name of the place where Jesus was crucified?
 - a) Death Hill
 - b) Skull Hill
 - c) Dry Bones
 - d) Dead Bones

- 3) Soldiers nailed a sign above Jesus head. What did the sign say?
 - a) Jesus of Nazareth, the Messiah
 - b) Jesus of Nazareth, the Anointed One of God
 - c) Jesus of Nazareth, King of the Jews
 - d) Jesus of Nazareth, Savior and Lord

- 4) How many criminals were crucified along with Jesus?
 - a) 1
 - b) 2
 - c) 3
 - d) 4

- 5) Who did Jesus instruct to take care of His mother?
 - a) Peter
 - b) Andrew
 - c) James
 - d) John

Big Picture of the Bible—New Testament (Module 5)
Chapter 4: Jesus' Death and Resurrection
Section 5: Crucifixion & Resurrection

- 6) What happened to the sky while Jesus was on the cross?
 - a) The entire sky suddenly turned blood red.
 - b) Darkness suddenly swept across the entire sky.
 - c) A brilliant star appeared in the sky above Jesus.
 - d) The entire sky became filled with fog.

- 7) What happened to the curtain in the Temple when Jesus died?
 - a) The curtain in the Temple turned blood red.
 - b) The curtain in the Temple suddenly ripped apart.
 - c) The curtain in the Temple was pulled up into heaven.
 - d) The curtain in the Temple turned white as snow.

- 8) Who went to Pilate and asked for Jesus' body?
 - a) Joseph from Arimathea
 - b) Jesus' disciples
 - c) Jesus' brothers
 - d) Mary Magdalene

- 9) After Jesus was placed in a garden tomb, His accusers went to Pilate. What did they ask Pilate to do?
 - a) Jesus' accusers asked Pilate to give them Jesus' clothing.
 - b) Jesus' accusers asked Pilate to imprison Jesus' disciples.
 - c) Jesus' accusers asked Pilate to post guards at the tomb.
 - d) Jesus' accusers asked Pilate to move Jesus' body.

- 10) What did Mary Magdalene and the other women discover when they went to Jesus' tomb to prepare His body for burial?
 - a) They discovered that the stone in front of Jesus' tomb was too heavy for them to move.
 - b) They discovered that Jesus' body was not in the tomb.
 - c) They discovered that Roman soldiers were moving Jesus' body.
 - d) They discovered that the two criminals had been buried with Jesus.

Big Picture of the Bible—New Testament (Module 5)
Chapter 4: Jesus' Death and Resurrection
Section 5: Crucifixion & Resurrection

- 11) Mary Magdalene ran back and told two of Jesus' disciples about what she discovered at Jesus' tomb. Who were these two disciples?
- a) Peter and Andrew
 - b) Peter and James
 - c) Peter and John
 - d) Peter and Philip
- 12) Who told Pilate that Jesus' disciples stole His body?
- a) Mary Magdalene
 - b) The Pharisees
 - c) The priests
 - d) The guards
- 13) Which one of Jesus' disciples was not in the room when the resurrected Jesus appeared to His disciples?
- a) Matthew
 - b) Philip
 - c) Thomas
 - d) Nathanael
- 14) What were the disciples doing when the resurrected Jesus appeared and prepared breakfast for them in Galilee?
- a) The disciples were teaching in the synagogue.
 - b) The disciples were healing the sick.
 - c) The disciples were fishing.
 - d) The disciples were taking care of sheep.
- 15) Who did Jesus tell to feed His sheep?
- a) Peter
 - b) Thomas
 - c) Mary Magdalene
 - d) John


Big Picture of the Bible—New Testament (Module 5)
Chapter 4: Jesus' Death and Resurrection
Section 5: Crucifixion & Resurrection

Inductive Study: Use the table on page 100 in your study guide and the assigned reading for this section to complete the table below. Fill in the answer to each question in the space provided.

Section 5: Crucifixion & Resurrection	Who, Where, When, What, Why, and How
Who were the people you read about in this section?	
Where were the people in this section?	
When did the events in this section take place? (See the Approx. Timeline on page 100.)	
What specific events took place in this section? (List a few major events that happened in this section.)	
Why are these events in the Bible? In your opinion, why did God want you to know about these events?	
How would you describe Jesus' character in this section?	

Big Picture of the Bible—New Testament (Module 5)
Chapter 4: Jesus' Death and Resurrection
Section 5: Crucifixion & Resurrection

Crossword Puzzle: Use the vocabulary words for this lesson to fill in the answers to the crossword puzzle.



Big Picture of the Bible—New Testament (Module 5)
Chapter 4: Jesus' Death and Resurrection
Section 5: Crucifixion & Resurrection

Vocabulary Crossword Puzzle Clues:

Across

2. Expressing ridicule so as to harass or criticize
6. A measure taken before hand to secure a successful outcome
9. An act that disregards an agreement or a right
10. Agonizing pain or torture


Down

1. A pain reducing drug offered to Jesus to deaden pain
3. To give or pledge entirely to a specific person or cause
4. To break or burst abruptly
5. To send out with a specific charge or equip for service
7. Put into the care or protection of
8. A state of acute suffering or pain

Big Picture of the Bible—New Testament (Module 5)
Chapter 4: Jesus' Death and Resurrection
Section 5: Crucifixion & Resurrection

Creative Assignment: Jesus was buried on Friday and rose from the dead early Sunday morning. His disciples and others saw the resurrected Jesus over a period of 40 days after His death. Read the scriptural account of Jesus' burial and resurrection appearances in Luke 23:50 – 24:53. Recreate these scenes by drawing a series of picture.

Jesus' Resurrection Appearances



Big Picture of the Bible—New Testament (Module 5)
Chapter 4: Jesus' Death and Resurrection
Section 5: Crucifixion & Resurrection

Writing Assignment 2: Write a prayer using the ACTS pattern of prayer you learned on page 8 of Module 1.

Date: _____

Prayer of Adoration, Confession, Thanksgiving, and Supplication

Big Picture of the Bible – New Testament (Module 5)
Chapter 4: Jesus’ Death and Resurrection

Historical Timeline 1: The major events that occurred during Jesus’ final days are listed below. Find each event in your study guide and fill in the “Day of the Week” column with the correct day the event occurred. Several days in the table have been filled in as examples. (Note: Each event is a heading line in your study guide and can be found on the page listed in the table. The day appears in the heading line next to each event.)

Event	Page	Day of the Week
1.) Mary Anoints Jesus’ Feet	89	
2.) Religious Leaders Question Jesus	107	
3.) Jesus Is Betrayed and Arrested	114	Thursday
4.) Caiaphas Interrogates Jesus	115	
5.) Jesus Nailed to the Cross	119	
6.) Guards Posted at Jesus’ Tomb	121	Saturday
7.) Jesus Rides Into Jerusalem on a Donkey	103	
8.) Annas Interrogates Jesus	114	
9.) Jesus Washes His Disciples Feet	110	
10.) Peter’s Denial of Jesus	115	
11.) Jesus Clears the Temple	104	
12.) Jesus Prays in Gethsemane	113	
13.) Jesus’ Trial Before Pilate	116	
14.) Jesus Tells About Future Events	108	
15.) Pilate Orders Jesus’ Crucifixion	117	
16.) Jesus’ Death	120	
17.) Jesus Condemns the Pharisees	108	
18.) Jesus Institutes the Lord’s Supper	110	
19.) He is Risen	122	
20.) Judas’ Decision to Betray Jesus	109	Tuesday or Wednesday
21.) Jesus’ Trial Before Herod	116	
22.) Judas’ Remorse	115	

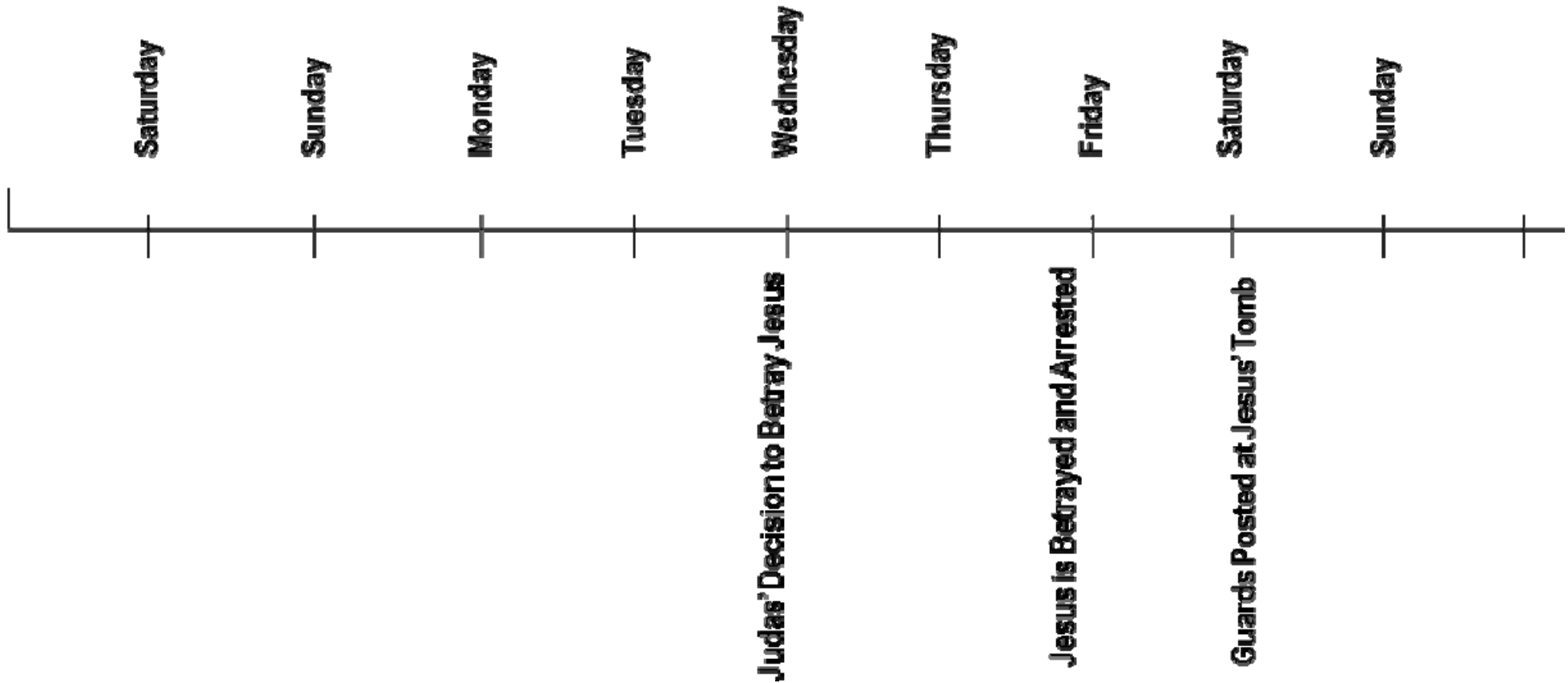
Big Picture of the Bible – New Testament (Module 5)
Chapter 4: Jesus’ Death and Resurrection

Historical Timeline 2: Place the events (1 thru 22) from the previous page in the correct box of the table below. Several events have been filled in for you as examples.

Saturday	Sunday	Monday
Tuesday	Wednesday	Thursday
Judas’ Decision to Betray Jesus (Tuesday or Wednesday)	Judas’ Decision to Betray Jesus (Tuesday or Wednesday)	Jesus Is Betrayed and Arrested
Friday	Saturday	Sunday
	Guards Posted at Jesus’ Tomb	

Big Picture of the Bible – New Testament (Module 5)
Chapter 4: Jesus' Death and Resurrection

Historical Timeline 3: Place the events (1 thru 22) from the previous page under the correct day on the timeline below. Several events have been filled in for you as examples.



Big Picture of the Bible—New Testament (Module 5)
Chapter 4: Jesus' Death and Resurrection
Review Section

Demonstrate your understanding of the material presented in Chapter 4 of your *Big Picture of the Bible—New Testament* study guide.

- 1) Prayerfully read the meditation scriptures and prayer on page 124 of your study guide.
- 2) Answer the questions listed on pages 125 through 128 in your study guide in the spaces provided in the book.
- 3) Prayerfully read the closing prayer on page 129 in your study guide.

Congratulations!!

You have finished Module 5 of the Big Picture of the Bible—New Testament Lesson Plans.